

**spinlock**  
BE ADVENTURE-PROOF

**2021**



**CONTROL**

**PROTECT**

**SENSE**



# WELCOME TO THE TRADE GUIDE 2021

Following a challenging year for sports, Spinlock are excited about our continued growth and development of our CONTROL, PROTECT and SENSE categories

We have our strongest ever range of products with new flotation including VITO, 6D and ALTO featuring new technology such as our Harness Release System (HRS) and LUME-ON™ which remain unique to Spinlock and our XTX Soft Grip Clutch ensuring Spinlock leads as the experts in rope holding. The new XTX textile clutch is the lightest weight product using a textile grip to provide mid-load holding on small diameters with the ultimate release under load

The Trade Guide includes new details of all our support materials – Point of Sale, Retail Displays, Online Marketing, Training and Resources. Make sure you turn the pages – there is a lot of support on offer to help with your sales and marketing throughout the year

## CONTROL

ROPE HOLDING & DECK SYSTEMS - INSPIRING CONFIDENCE

## PROTECT

LIFEJACKETS & PERSONAL EQUIPMENT - NO LIMITS

## SENSE

LOAD MEASUREMENT & SAIL DATA - ENHANCING PERFORMANCE

## CONTROL

7	Control Comparison Chart
8	PXR Cam Cleat
10	XAS Powerclutch
12	XTS Powerclutch
13	XCS Powerclutch
15	XTR Powerclutch
17	ZR Jammer
18	XX Series - XXA , XXB & XXC Powerclutch
20	ZS Alloy Powerjammer
21	ZS Carbon Powerjammer
22	ZS-RLB Remote Release ZS Open Powerjammer
23	PD Carbon Padeyes
25	TSR Fully Customisable Organiser
26	TSR Organiser
27	TSR Low Organiser
28	TWR Sheave Range TWF Winchfeeder
29	T25 Organiser BE10 Multiple Bullseye
30	T38, T50 & TC50 Organisers
31	RP25 Rope Coating
33	EAC Carbon Tiller Extension
34	EA & EJ Tiller Extension
36	EJB Tiller Extension
37	WL Line Leads BE Bullseye
38	BRS Spinnaker Block SUA Mini Jammer
39	RF Sail Feeder ATCU Throttle Control

### CONTROL SUPPORT

40	CONTROL: Upgrades & Spares
42	Weights & Fasteners
45	Dimensions

## PROTECT

52	Lifejacket Comparison Chart
58	Deckvest VITO
54	Harness Release System
55	Deckvest 6D
60	Deckvest LITE
63	Deckvest LITE+
64	Deckvest LITE USCG
66	Deckvest CENTO
69	WING & FOIL
71	ALTO Belt Pack
72	AERO-PRO
75	DURO SOLAS
77	DURO+
81	DURO
82	Lume-On™ Pylon™
83	AIS MOB1
84	Performance Safety Lines
85	Performance Kneepads
86	Packs Deck Pack
87	Deck Pro
88	Mast Pro

### PROTECT SUPPORT

90	PROTECT: Upgrades & Spares
92	Lifejacket Inflation Systems
93	PROTECT Size Guides & Weights

## SENSE

96	SENSE Load Cells
98	Rig-Sense
100	Sail-Sense
102	SENSE Apps (Apple iOS & Android)

### SENSE SUPPORT

102	SENSE: See online resources <a href="http://www.spinlock.co.uk/sense">www.spinlock.co.uk/sense</a>
-----	---

## MARKETING

106	Marketing Materials Menu PROTECT Graphics & Posters
107	PROTECT Retail Displays
108	CONTROL & PROTECT Displays & Retail Shelves
110	Media Portal



Spinlock Limited quality management system is accredited to: EN ISO9001:2015


Product Photography: Richard Boll  
[www.richardbollphotography.com](http://www.richardbollphotography.com)





**CONTROL**  
ENHANCING PERFORMANCE





ROPE HOLDING		COMPARISON CHART														
		Black			Dark Grey			White, Black, Stainless Steel & Silver			Black & Silver			White & Unpainted		
		White, Black, Amber, Blue & Yellow			White, Black, Silver, Amber, Blue & Yellow											
	PRODUCT	MODEL	LINE DIA	SWL AT MAX LINE DIAMETER	MULTIPLES AVAILABLE	COLOUR	CERAMIC COATED PARTS	SIDE-MOUNT VERSION	LOCK OPEN VERSION	REMOTE OP	WEIGHT (STANDARD MODEL EXC FASTENERS)	FASTENERS	FASTENER HEAD TYPE	SUPPLIED		
CLEATS	PXR	PXR0206	2-6mm (3/32-1/4")	140kg (308lbs)	-	●	-	-	-	-	43g (1.5oz)	2 x M4 (5/32")	CSK Head	-		
		PXR0810	8-10mm (5/16-3/8")	200kg (440lbs)	-	●	-	-	-	-	84g (2.9oz)	2 x M5 (3/16")	CSK Head	-		
		PXR0206/SW	2-6mm (3/32-1/4")	140kg (308lbs)	-	●	-	-	-	-	77g (2.7oz)	3 x M5 (3/16")	CSK Head	-		
		PXR0810/SW	8-10mm (5/16-3/8")	200kg (440lbs)	-	●	-	-	-	-	124g (4.3oz)	3 x M5 (3/16")	CSK Head	-		
		PXR0206/VP	2-6mm (3/32-1/4")	140kg (308lbs)	-	●	-	-	-	-	97g (3.4oz)	Bracket mount	Pan Head or Rivet	-		
		PXR0206/T	2-6mm (3/32-1/4")	140kg (308lbs)	-	●	-	-	-	-	53g (1.9oz)	2 x M4 (5/32")	CSK Head	-		
		PXR0810/T	8-10mm (5/16-3/8")	200kg (440lbs)	-	●	-	-	-	-	101g (3.5oz)	2 x M5 (3/16")	CSK Head	-		
CLUTCHES	XAS	XAS0408/1	4-8mm (5/32-5/16")	450kg (990lbs)	✓	●	-	✓	-	-	270g (9.5oz)	2 x M6 (1/4")	CSK Head	-		
		XAS0408/2	4-8mm (5/32-5/16")	450kg (990lbs)	✓	●	-	✓	-	-	500g (17.5oz)	4 x M6 (1/4")	CSK Head	-		
		XAS0408/3	4-8mm (5/32-5/16")	450kg (990lbs)	✓	●	-	✓	-	-	680g (23.8oz)	6 x M6 (1/4")	CSK Head	-		
		XAS0612/1	6-12mm (5/32-1/2")	575kg (1270lbs)	✓	●	-	✓	-	-	270g (9.5oz)	2 x M6 (1/4")	CSK Head	-		
		XAS0612/2	6-12mm (5/32-1/2")	575kg (1270lbs)	✓	●	-	✓	-	-	500g (17.5oz)	4 x M6 (1/4")	CSK Head	-		
		XAS0612/3	6-12mm (5/32-1/2")	575kg (1270lbs)	✓	●	-	✓	-	-	680g (23.8oz)	6 x M6 (1/4")	CSK Head	-		
	XTS	XTS0610/1	6-10mm (1/4-3/8")	700kg (1543lbs)	✓	●	✓	✓	✓	-	545g (19.1oz)	2 x M8 (5/16")	CSK Head	-		
		XTS0610/2	6-10mm (1/4-3/8")	700kg (1543lbs)	✓	●	✓	✓	✓	-	1030g (36.33 oz)	4 x M8 (5/16")	CSK Head	-		
		XTS0610/3	6-10mm (1/4-3/8")	700kg (1543lbs)	✓	●	✓	✓	✓	-	1500g 952.90oz)	6x M8 (5/16")	CSK Head	-		
		XTS0814/1	8-14mm (5/16-9/16")	1000kg (2200lbs)	✓	●	✓	✓	✓	-	545g (19.1oz)	2 x M8 (5/16")	CSK Head	-		
		XTS0814/2	8-14mm (5/16-9/16")	1000kg (2200lbs)	✓	●	✓	✓	✓	-	1030g (36.33 oz)	4 x M8 (5/16")	CSK Head	-		
		XTS0814/3	8-14mm (5/16-9/16")	1000kg (2200lbs)	✓	●	✓	✓	✓	-	1500g 952.90oz)	6 x M8 (5/16")	CSK Head	-		
	XCS	XCS0610/1	6-10mm (1/4-3/8")	700kg (1543lbs)	✓	○●●●●	✓	✓	✓	-	630g (22.1oz)	2 x M8 (5/16")	CSK Head	-		
		XCS0610/2	6-10mm (1/4-3/8")	700kg (1543lbs)	✓	○●●●●	✓	✓	✓	-	630g (22.1oz)	4 x M8 (5/16")	CSK Head	-		
		XCS0610/3	6-10mm (1/4-3/8")	700kg (1543lbs)	✓	○●●●●	✓	✓	✓	-	630g (22.1oz)	6 x M8 (5/16")	CSK Head	-		
		XCS0814/1	8-14mm (5/16-9/16")	1200kg (2640lbs)	✓	○●●●●	✓	✓	✓	-	630g (22.1oz)	2 x M8 (5/16")	CSK Head	-		
		XCS0814/2	8-14mm (5/16-9/16")	1200kg (2640lbs)	✓	○●●●●	✓	✓	✓	-	630g (22.1oz)	4 x M8 (5/16")	CSK Head	-		
	XCS0814/3	8-14mm (5/16-9/16")	1200kg (2640lbs)	✓	○●●●●	✓	✓	✓	-	630g (22.1oz)	6 x M8 (5/16")	CSK Head	-			
JAMMERS	XTR	XTR0812	8-12mm (5/16-1/2")	1000kg (2200lbs)	-	○●●●●●	-	✓	-	-	340g (12.0oz)	2 x M8 (5/16")	Hex Head	-		
		XTR0812/H	8-12mm (5/16-1/2")	1000kg (2200lbs)	-	○●●●●●	-	✓	-	-	456g (16.1oz)	3 x M6 (1/4")	Button Head STUD	-		
	XTX	XTX08	8mm	800kg (1764lbs)	-	○●●●●●	-	✓	-	✓	360g (12.07oz)	2 x M8 (5/16")	HEX or CSK	-		
		XTX09	9mm	900kg (1984lbs)	-	○●●●●●	-	✓	-	✓	360g (12.07oz)	2 x M8(5/16")	HEX or CSK	-		
		XTX10	10mm	1000kg (2205lbs)	-	○●●●●●	-	✓	-	✓	365g (12.85oz)	2 x M8(5/16")	HEX or CSK	-		
		XTX11	11mm	1100kg (2425lbs)	-	○●●●●●	-	✓	-	✓	365g (12.85oz)	2 x M8(5/16")	HEX or CSK	-		
		XTX12	12mm	1200kg (2645lbs)	-	○●●●●●	-	✓	-	✓	375g (13.22oz)	2 x M8(5/16")	HEX or CSK	-		
	XXA	XX0812	8-12mm (5/16 -1/2")	1800kg (3970lbs)	-	●●	-	✓	✓	✓	1080g (38.1oz)	2 x M8 (5/16")	Hex Head	✓		
	XXB	XXB0812	8-12mm (5/16 -1/2")	2350kg (5180lbs)	-	●●	✓	✓	✓	✓	1080g (38.1oz) 2	2 x M8 (5/16")	Hex Head	✓		
	XXC	XXC0812	8-12mm (5/16 -1/2")	2350kg (5180lbs)	-	●●	✓	✓	✓	✓	900g (31.7oz)	2 x M8 Titanium	Hex Head	✓		
	ZR	ZR1014	10-14mm (3/8-9/16")	1500kg (3300lbs)	-	●	-	-	-	-	505g (17.8oz)	2 x M8 (5/16")	Button Head STUD	✓		
	ZS ALLOY	ZS0810	8-10mm (5/16-3/8")	1500kg (3310lbs)	-	●	✓	✓	-	✓	750g (26.3oz)	3 x M8	Stud	✓		
		ZS1214	12-14mm (7/16-9/16")	2200kg (4850lbs)	-	●	✓	✓	-	✓	1390g (49.0oz)	4 x M8	Stud	✓		
		ZS1618	16-18mm (5/8-11/16")	4000kg (8820lbs)	-	●	✓	✓	-	✓	2025g (70.9oz)	6 x M10	Stud	✓		
	ZS CARBON	ZS1014C	10-14mm (3/8-9/16")	4000kg (8820lbs)	-	▨○	✓	✓	-	✓	1070g (37.7oz)	4 x M10	Stud	✓		
		ZS1618C	16-18mm (5/8-11/16")	6000kg (13230lbs)	-	▨○	✓	✓	-	✓	1790g (63.1oz)	6 x M10	Stud	✓		
		ZS1824C	18-24mm (11/16-15/16")	8000kg (17640lbs)	-	▨○	✓	✓	-	✓	2100g (73.5oz)	10 x M10	Stud	✓		
		ZS2632C	26-32mm (1-11/4")	12000kg (26460lbs)	-	▨○	✓	✓	-	✓	5100g (179.9oz)	14 x M10	Stud	✓		
	ZS OPEN	ZS0810/OPEN	8-10mm (5/16-3/8")	1200kg (2650lbs)	-	●	-	Custom	-	-	918g (32.4oz)	N/A	N/A	N/A		
		ZS1014/OPEN	10-14mm (3/8-9/16")	1800kg (3970lbs)	-	●	-	Custom	-	-	1349g (47.6oz)	N/A	N/A	N/A		
	ZS1418/OPEN	14-18mm (9/16-11/16")	3200kg (7040lbs)	-	●	-	Custom	-	-	2138g (75.4oz)	N/A	N/A	N/A			
	ZS1824/OPEN	18-24mm (11/16-15/16")	5200kg (11440lbs)	-	●	-	Custom	-	-	4150g (145.3oz)	N/A	N/A	N/A			
	ZS2632/OPEN	26-32mm (1-11/4")	7800kg (17160lbs)	-	●	-	Custom	-	-	6100g (213.5oz)	N/A	N/A	N/A			



PXR CAM CLEAT THE EASIEST CLEAT TO RELEASE



Compact cam cleat for easy fast release of high performance controls and mainsheets under load

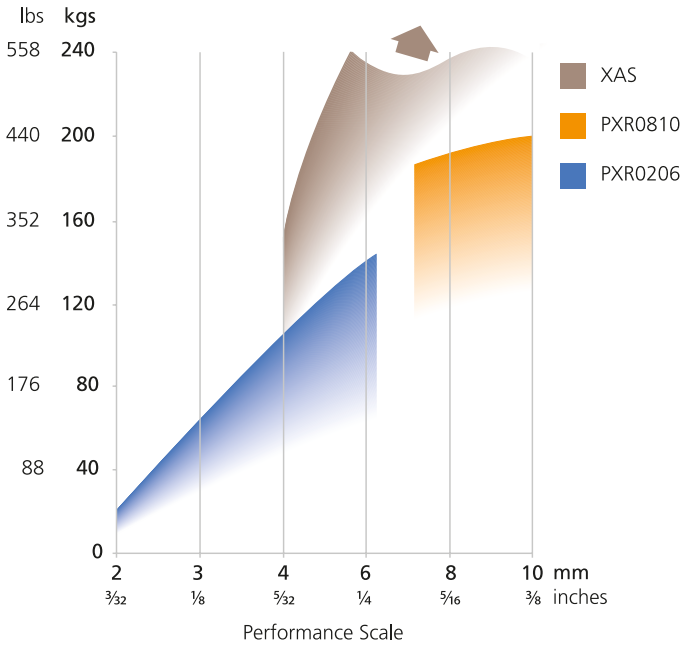
Lines 2 - 6mm (3/32 - 1/4")  
Lines 8 - 10mm (5/16 - 3/8")

Loads up to 200kg (440lbs)

FEATURES

- Fast precise control for hand tensioned lines
- Hard anodised alloy cam and base
- Ideal for high performance lines
- Micro size for small diameters
- Three stage release control switch
- Ideal for single line spinnaker hoist systems
- Resists accidental re-cleating
- Audible lock

ROPE SIZE GUIDE



Model	Line Dia	SWL at max line dia	Break load	Weight
PXR0206	2-6mm (3/32-1/4")	140kg (308lbs)	280kg (616lbs)	43g (1.5oz)
PXR0206/SW	2-6mm (3/32-1/4")	140kg (308lbs)	280kg (616lbs)	77g (2.7oz)
PXR0206/VP	2-6mm (3/32-1/4")	140kg (308lbs)	280kg (616lbs)	97g (3.4oz)
PXR0206/T	2-6mm (3/32-1/4")	140kg (308lbs)	280kg (616lbs)	53g (1.9oz)
PXR0810	8-10mm (5/16-3/8")	200kg (440lbs)	400kg (880lbs)	84g (2.9oz)
PXR0810/SW	8-10mm (5/16-3/8")	200kg (440lbs)	400kg (880lbs)	124g (4.3oz)
PXR0810/T	8-10mm (5/16-3/8")	200kg (440lbs)	400kg (880lbs)	101g (3.5oz)

PXR CAM CLEAT THE EASIEST CLEAT TO RELEASE



RETROFIT 'T'

Matched hole centres allow direct replacement of traditional cam cleats with PXR

PXR0206/T - 27mm (1 1/16") hole centres - for upgrading dinghy control line cam cleats

PXR0810/T - 38mm (1 1/2") hole centres - for upgrading main sheet swivel cleats and traveller systems on dinghies, keelboats and yachts. Also cam cleats on downhauls, vang and backstay controls



DECK SWIVEL 'SW'

PXR0206/SW for single cleat control of jib sheets and dinghy vangs

Preferred by dinghy builders for single line spinnaker hoist systems

PXR0810/SW for bigger boat swivel camcleat control applications

Same footprint as traditional swivel cam cleats



CENTRE PIVOT 'VP'\*

Pivoting sheave and cleat super compact design

Centrally - for feeding control lines out to the sides

Under boom - for outhaul and gnav (reverse vang) controls

At mast base - for catamaran downhauls and vangs

Easily detached

Accepts Harken sheave ref: H415

\* Available for PXR0206 only



MAST BRACKET

Mast bracket for PXR0206 and PXR0810

Hard black anodised

Fits mast sections on most dinghies and keelboats up to 24ft

PXR-BRACKET







The perfect clutch for racing yachts up to 27' and cruising yachts up to 34'

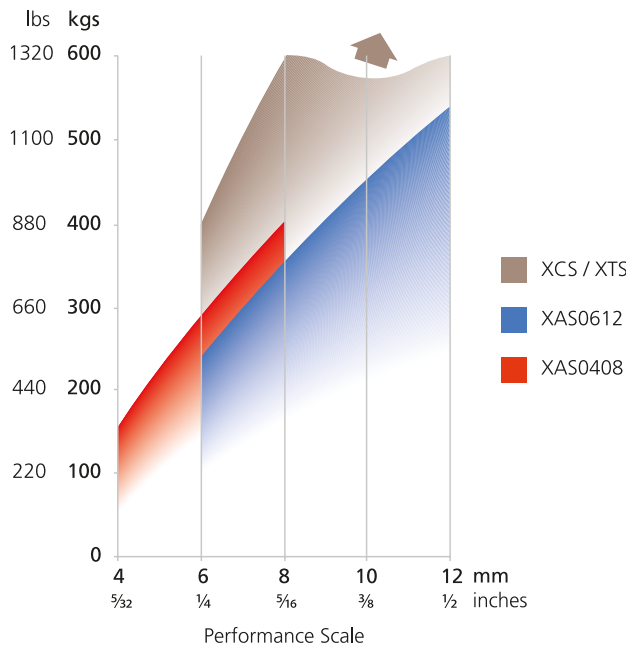
Lines 4 - 12mm (5/32 - 1/2")

Loads up to 575kg (1270lbs)

FEATURES

- Superb all round performance
- High strength, soft grip ergonomic handle
- Modular design: easy to upgrade & maintain
- Effortless release
- Line-friendly grip profile
- Excellent performance across the widest rope range
- High performance, small diameter version for 4-8mm lines
- Side-mountable on either side with fairing kit XAS-SMNT

ROPE SIZE GUIDE



Model	Line Dia	SWL at max line diameter	Kit form for endless lines
XAS0612/1	6-12mm (1/4-1/2")	575kg (1270lbs)	XAS0612/1M
XAS0612/2	6-12mm (1/4-1/2")	575kg (1270lbs)	XAS0612/2M
XAS0612/3	6-12mm (1/4-1/2")	575kg (1270lbs)	-

Special Purpose Clutches

Model	Line Dia	SWL at max line diameter
XAS0408/1	4-8mm (5/32-5/16")	450kg (990lbs)
XAS0408/2	4-8mm (5/32-5/16")	450kg (990lbs)
XAS0408/3	4-8mm (5/32-5/16")	450kg (990lbs)



SMALL DIAMETER HIGH LOAD XAS0408

- Optimised clutching and holding power on small diameter lines
- 4 - 8mm (5/32" - 5/16"). Strongly recommended for sportsboat and other small boat high performance applications. Check rope size/load graph
- Regular size XAS0612 may be converted for small diameters by using base module XAS-BASE0408

CONTINUOUS LINE XAS/M

- Solves the problem of threading a continuous furling line
- These clutches are supplied as kits with open bullseyes to be assembled directly onto the line
- XAS0612/1M, XAS0612/2M, XAS0612/3M

XAS TIPS

- Why a broad line size range is essential in your clutch**
- Lines often need to be switched or replaced, or smaller stronger lines fitted. A bank of clutches should never be specific to any one diameter or type of line
- Leading Lines Aft**
- For best results with your XAS clutch installation, use model T38 deck organisers

SIDE MOUNTING AN XAS

- Side mounting is usually the neatest solution for spars, side decks, and coamings and is unique to Spinlock. XAS0612/HS, XAS0612/HP
- To install a single XAS on its port or starboard side, simply use the fairing kit XAS-SMNT





XTS POWERCLUTCH

MID / HIGHER LOAD ROPE HOLDING



Specified as standard on larger production yachts worldwide and the choice of racing yachts inshore and offshore

Lines 6 - 14mm (1/4 - 9/16")

Loads up to 1000kg (2200lbs)



FEATURES

- Available in single, double and triple units
- Extruded alloy handle with soft end grip
- Secure handle locking in open or closed position
- Side fairing accessory for side mounting on either side
- Two versions offer wide line diameter range
- Now available with ceramic coated cam and base for consistent holding of performance lines
- Wide range of cam upgrade options
- Easy access to fasteners
- Handle label set supplied

XTS SPECIAL PURPOSE CLUTCHES

- Ceramic CAM and Base versions for consistent holding of modern performance lines. If upgrading to Ceramic its important this is both CAM and BASE, available separately or as a kit for 0610 or 0814.
- Continuous Line version for assembly onto the line for endless line systems
- Small diameter line optimised versions XTS0610
- Side Mounting versions for spars, side decks and coamings
- Lock-Open Cam version. When the lock is engaged the line is able to run freely in both directions until normal clutch function is needed

Model	Line Dia	SWL at max line diameter
XTS0610/1	6-10mm (1/4-3/8")	700kg (1543lbs)
XTS0610/2	6-10mm (1/4-3/8")	700kg (1543lbs)
XTS0610/3	6-10mm (1/4-3/8")	700kg (1543lbs)
XTS0610/HP	6-10mm (1/4-3/8")	700kg (1543lbs)
XTS0610/HS	6-10mm (1/4-3/8")	700kg (1543lbs)
XTS0814/1	8-14mm (5/16-9/16")	1000kg (2200lbs)
XTS0814/2	8-14mm (5/16-9/16")	1000kg (2200lbs)
XTS0814/3	8-14mm (5/16-9/16")	1000kg (2200lbs)
XTS0814/HP	8-14mm (5/16-9/16")	1000kg (2200lbs)
XTS0814/HS	8-14mm (5/16-9/16")	1000kg (2200lbs)

For ceramic versions add 'C' to end of part code

XCS POWERCLUTCH

MID / HIGHER LOAD ROPE HOLDING



The XCS offers a range of exceptional quality finishes to match your deck or rig

Lines 6 - 14mm (1/4 - 9/16")

Loads up to 1200kg (2640lbs)



FEATURES

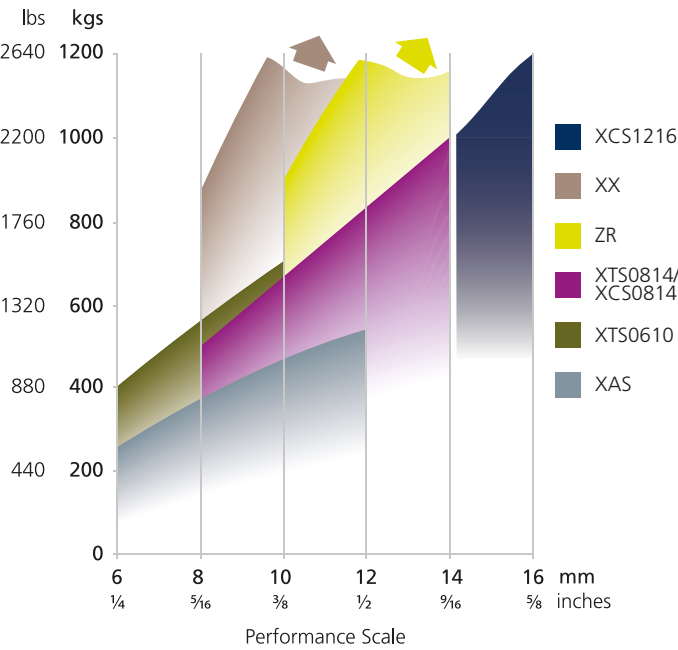
- XCS offers large diameter rope holding in a clutch
- Aluminium sides for sustained high load operation
- Available in white coated, black anodised or silver polished alloy to match deck, rig or other Spinlock hardware
- Mirror polished stainless steel versions also available
- Handle label set supplied
- Available in single, double and triple units
- Extruded alloy handle with soft end grip
- Secure handle locking in open or closed position
- Side fairing accessory for side mounting on either side
- Two versions offer wide line diameter range
- Now available with ceramic coated cam and base for consistent holding of performance lines
- Wide range of cam upgrade options
- Easy access to fasteners



Model	Line Dia	SWL at max line diameter
XCS0610/1	6-10mm (1/4-3/8")	700kg (1543lbs)
XCS0610/2	6-10mm (1/4-3/8")	700kg (1543lbs)
XCS0610/3	6-10mm (1/4-3/8")	700kg (1543lbs)
XCS0814/1	8-14mm (5/16-9/16")	1200kg (2640lbs)
XCS0814/2	8-14mm (5/16-9/16")	1200kg (2640lbs)
XCS0814/3	8-14mm (5/16-9/16")	1200kg (2640lbs)

For ceramic versions add 'C' to end of part code

ROPE SIZE GUIDE



XCS SPECIAL PURPOSE CLUTCHES

- Ceramic CAM and Base versions for consistent holding of modern performance lines. If upgrading to Ceramic its important this is both CAM and BASE, available separately or as a kit for 0610 or 0814.
- Large Diameter line version XCS1216
- Small Diameter line optimised versions XCS0610
- Continuous Line version for assembly onto the line for endless line systems
- Side Mounting versions for spars, side decks and coamings
- Lock-Open Cam version. When the lock is engaged, the line is able to run freely in both directions until normal clutch function is needed

Stainless Steel Sided XCS/SS

Mirror polished stainless steel sided versions available in single, double and triple. Popular with classic yachts to match extensive custom on-deck stainless metal work

XCS0814/SS1, XCS0814/SS2, XCS0814/SS3

- White (W)
- Black (B)
- Stainless Steel (SS)
- Silver (S)





# XTX POWERCLUTCH NEW SOFT GRIP ROPE CLUTCH RANGE



Optimised SOFTGRIP braid technology

Ropes 8 - 12mm (5/16"-1/2")  
Loads up to 1200kg (2645lbs)

Weights	
XTX08	360g
XTX09	360g
XTX10	365g
XTX11	365g
XTX12	375g



	White (W)		Amber (A)
	Black (B)		Yellow (Y)
	Blue (L)		

## FEATURES

- Ultra-lightweight mid-load rope holding
- Optimised SOFTGRIP braid with high performance braid anchor technology
- Gentle on rope covers - increases the lifecycle of your ropes
- Neat, retracting toggle for fingertip control of clutching power
- Controlled and consistent release across full range of loads
- Push button clutch activation with lock-open indicator
- Fully enclosed body protects against accidental release
- Small footprint and very low profile with no handle rotation space required
- Simple, versatile installation – 2 fasteners for deck, bulkhead, rig or tunnel mounting
- Remote release capability
- Easy set-up, no performance tuning required
- On-deck access for cleaning or replacing SOFTGRIP diameter changes

Model	Colour	Rope Dia.	SWL at max rope dia.
XTX09/A	Amber	9mm (max 3/8")	900kg (1980kg)
XTX09/B	Black	9mm (max 3/8")	900kg (1980kg)
XTX09/L	Blue	9mm (max 3/8")	900kg(1980kg)
XTX09/W	White	9mm (max 3/8")	900kg (1980kg)
XTX09/Y	Yellow	9mm (max 3/8")	900kg(1980kg)
XTX08/A	Amber	8mm (5/16")	800kg (1764lbs)
XTX08/B	Black	8mm (5/16")	800kg (1764lbs)
XTX08/L	Blue	8mm (5/16")	800kg (1764lbs)
XTX08/W	White	8mm (5/16")	800kg (1764lbs)
XTX08/Y	Yellow	8mm (5/16")	800kg (1764lbs)
XTX10/A	Amber	10mm (3/8")	1000kg (2205lbs)
XTX10/B	Black	10mm (3/8")	1000kg (2205lbs)
XTX10/L	Blue	10mm (3/8")	1000kg (2205lbs)
XTX10/W	White	10mm (3/8")	1000kg (2205lbs)
XTX10/Y	Yellow	10mm (3/8")	1000kg (2205lbs)
XTX11/A	Amber	11mm (7/16")	1100kg (2425kg)
XTX11/B	Black	11mm (7/16")	1100kg (2425kg)
XTX11/L	Blue	11mm (7/16")	1100kg (2425kg)
XTX11/W	White	11mm (7/16")	1100kg (2425kg)
XTX11/Y	Yellow	11mm (7/16")	1100kg (2425kg)
XTX12/A	Amber	12mm (1/2")	1200kg (2645lbs)
XTX12/B	Black	12mm (1/2")	1200kg (2645lbs)
XTX12/L	Blue	12mm (1/2")	1200kg (2645lbs)
XTX12/W	White	12mm (1/2")	1200kg (2645lbs)
XTX12/Y	Yellow	12mm (1/2")	1200kg (2645lbs)

Replacement braids	
XTX-GRIP08	Replacement grip assembly for 8mm line
XTX-GRIP09	Replacement grip assembly for 9mm line
XTX-GRIP10	Replacement grip assembly for 10mm line
XTX-GRIP11	Replacement grip assembly for 11mm line
XTX-GRIP12	Replacement grip assembly for 12mm line



XTR POWERCLUTCH MID / HIGHER LOAD ROPE HOLDING



Smooth dual action, extra grip and release control, on-deck servicing

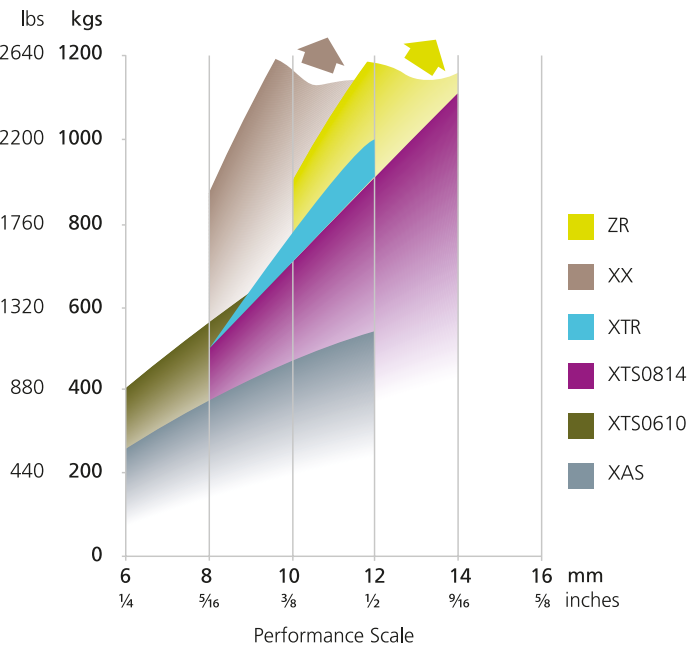
Lines 8 - 12mm (5/6 - 1/2")

Loads up to 1000kg (2200lbs)

FEATURES

- Superb mid load holding performance
- 'Reactive Clutching' - line holding is consistent and fast across the full diameter range - release is smooth and progressive
- Offers significant rope holding improvement on the latest small diameter rope types
- Ultra lightweight alloy/composite construction
- Handle lifts to ergonomic position for release
- Reactor cam module is easily removed for on-deck cleaning and servicing
- Single units only
- Side mount versions available
- One person installation

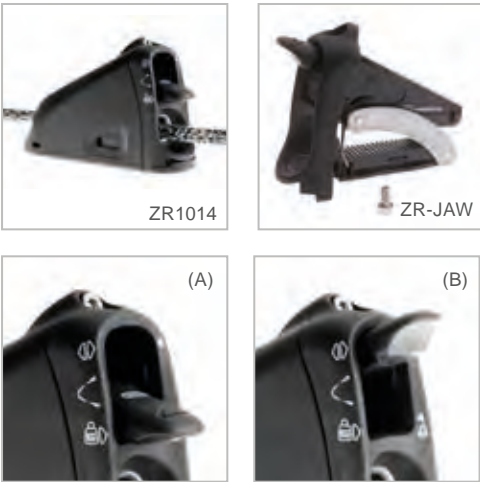
ROPE SIZE GUIDE



	White (W)		Amber (A)
	Black (B)		Blue (L)
	Silver (S)		Yellow (Y)

Model	Description	Line Dia	SWL at max line dia
<b>XTR Powerclutch</b>			
XTR0812/B	Black	8-12mm (5/6-1/2")	1000kg (2200lbs)
XTR0812/S	Silver	8-12mm (5/6-1/2")	1000kg (2200lbs)
XTR0812/W	White	8-12mm (5/6-1/2")	1000kg (2200lbs)
XTR0812/A	Amber	8-12mm (5/6-1/2")	1000kg (2200lbs)
XTR0812/L	Blue	8-12mm (5/6-1/2")	1000kg (2200lbs)
XTR0812/Y	Yellow	8-12mm (5/6-1/2")	1000kg (2200lbs)
<b>XTR Powerclutch, Sidemount (PORT or STBD)</b>			
XTR0812/HB	Black	8-12mm (5/6-1/2")	1000kg (2200lbs)
XTR0812/HS	Silver	8-12mm (5/6-1/2")	1000kg (2200lbs)
XTR0812/HW	White	8-12mm (5/6-1/2")	1000kg (2200lbs)
XTR0812/HA	Amber	8-12mm (5/6-1/2")	1000kg (2200lbs)
XTR0812/HL	Blue	8-12mm (5/6-1/2")	1000kg (2200lbs)
XTR0812/HY	Yellow	8-12mm (5/6-1/2")	1000kg (2200lbs)

ZR JAMMER MID / HIGHER LOAD WINCH RELEASE JAMMER



Secure 'hands free' jammer technology for production yachts

Lines 10 - 14mm (3/8 - 9/16")

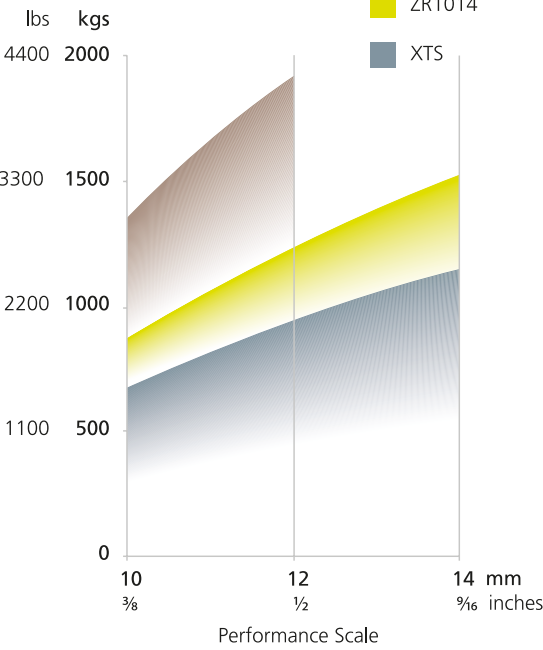
Loads up to 1500kg (3300lbs)

- (A) ZR Grip Switch 'on' One way 'Jamming' action: the loaded line cannot be released until primed and the load is taken on the winch
- (B) ZR Grip Switch 'off' Primed for winch release: jaws latch open the instant load transfers to the winch

FEATURES

- Controlled release action: always safely from the winch
- Holds three line sizes 10mm, 12mm and 14mm
- Holds 50% more line load than XTS/XTR clutch
- ZR Jammer can be primed for release using the GRIP switch
- Easy access fastener holes
- High tensile fasteners (M8 x 60mm A4-70), nuts and washers supplied
- Replaceable jaw cartridge accessed with a single screw
- Self-sealing deck fastening
- Can be configured for remote use
- Footprint matched to XX allows simple upgrade for higher loads or release functionality
- Single units only

ROPE SIZE GUIDE



Model	Line Dia	SWL at max line diameter
ZR1014	10-14mm (3/8-9/16")	1500kg (3300lbs)



XX SERIES - XXA, XXB & XXC POWERCLUTCH

SECURE CLUTCHING FOR HIGH LOADS



The only secure clutch solution for performance yachts

Lines 8 - 12mm (5/16 - 1/2")

XXA Loads up to 1800kg (3970lbs)  
XXB Loads up to 2350kg (5180lbs)  
XXC Loads up to 2350kg (5180lbs)

FEATURES - XX SERIES

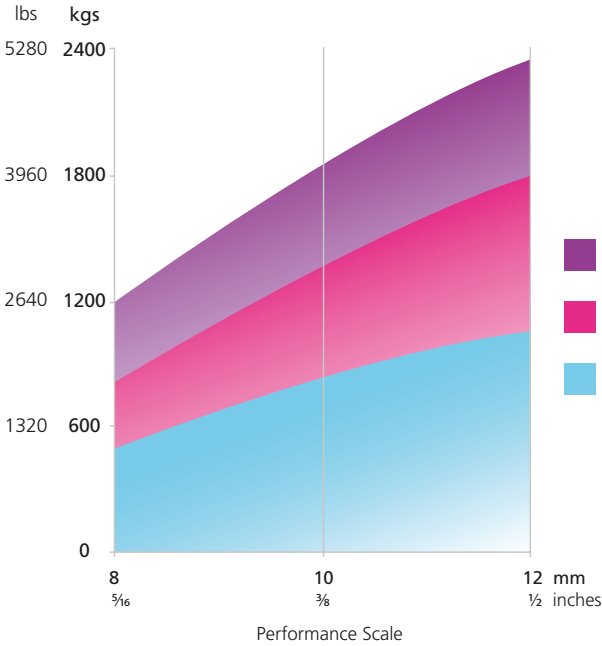
- Latest jaw technology for consistent holding of performance ropes
- Optimised for high performance 8-12mm (5/16-1/2") line diameters
- Smooth controlled release action
- One piece jaw set is easy to remove and clean
- Access ports for fresh water flushing
- Line height optimised for correct lead to winch and side mounting
- Holds lines up to a massive 2350kg (5180lbs) working load
- Side mount version
- Ceramic jaws offer consistent holding of blended ropes and extended jaw life (XXB/XXC)

Internal Torlon roller bearings ensure lasting performance and durability under high loads (XXB/XXC)

Remote operation, handle free option

- Lock Open feature allows lines to run through freely with handle closed; for applications such as mainsheets and spinnaker sheets
- Allows structural integration and jammer style operation (release using winch)
- Black or silver anodised (all models) or amber anodised (XXC only)
- Custom finishes available

ROPE SIZE GUIDE



XX SERIES

SECURE CLUTCHING FOR HIGH LOADS

	XXA	XXB	XXC
WEIGHT	1100g	1100g	900g
MAX WORKING LOAD	1800Kg	2350Kg	2350Kg
ANODISED JAWS	✓	-	-
CERAMIC JAWS	-	✓	✓
TORLAN ROLLER UPGRADE	-	✓	✓
TITANIUM COMPONENTS	-	-	✓
LIGHTWEIGHT MACHINED HANDLE	-	-	✓
ULTRA LIGHTWEIGHT MACHINED BODY	-	-	✓
UNIDIRECTIONAL CARBON REINFORCEMENT	-	-	✓

STANDARD	BLACK ANODISED	●	XX0812	XXB0812	XXC0812
	SILVER ANODISED	○	XX0812/S	XXB0812/S	XXC0812/S
	AMBER ANODISED	●	-	-	XXC0812/A
SIDE MOUNT PORT	BLACK	●	XX0812/HP	XXB0812/HP	XXC0812/HP
	SILVER	○	XX0812/HPS	XXB0812/HPS	XXC0812/HPS
SIDE MOUNT STARBOARD	BLACK	●	XX0812/HS	XXB0812/HS	XXC0812/HS
	SILVER	○	XX0812/HSS	XXB0812/HSS	XXC0812/HPS
LOCK OPEN	BLACK	●	XX0812/L	XXB0812/L	XXC0812/L
	SILVER	○	XX0812/LS	XXB0812/LS	XXC0812/LS
REMOTE	BLACK	●	XX0812/R	XXB0812/R	XXC0812/R
	SILVER	○	XX0812/RS	XXB0812/RS	XXC0812/RS





ZS ALLOY POWERJAMMER

JAMMER FOR HIGH LOADS



Unrivalled performance for larger diameters and high loads with winch-controlled release

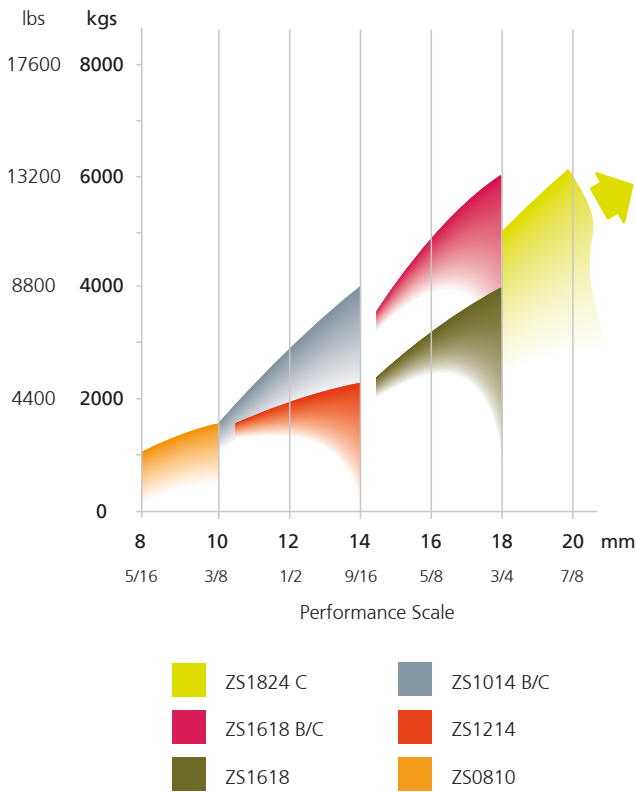
Lines 8 - 18mm (5/16 - 11/16")

Loads up to 4000kg (8820lbs)

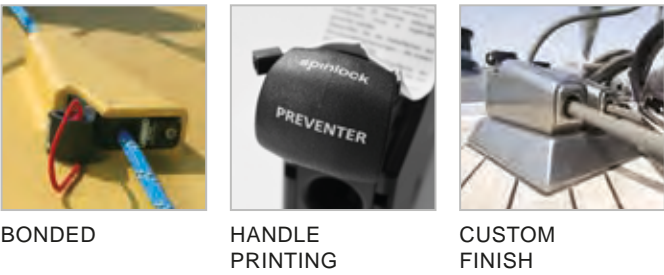
FEATURES

- Digitally modelled jaw surfaces hold high tech rope securely at its safe working load
- Excellent performance on smaller diameter lines
- Easy on-deck service access
- Carbon versions available with lightweight, super strength body
- Side mount using existing holes in jammer body
- Ceramic coated jaws option offers consistent holding of blended covered ropes

ROPE SIZE GUIDE



CUSTOM OPTIONS



ZS CARBON POWERJAMMER

LIGHTWEIGHT JAMMER FOR HIGH LOADS



ZS Carbon Jammers for ultimate load holding and minimum product weight

Lines 10 - 32mm (3/8 - 1 1/4")

Loads up to 12000kg (26460lbs)

FEATURES

- ZS Carbon Jammers are supplied with high tensile fasteners for standard mounting. ZS Carbon Jammers can be vertically or side mounted on masts. Custom mounting plates are available for each jammer
- Can be set up for remote operation using ZS-RLB (see page 18)
- Supplied white painted as standard. Custom finishes and unpainted product also available
- ZS Bonded Series**
- Smaller and lighter than standard models, supplied unpainted for direct bonding. Applications include foredeck tack control lines and remote release locks, bonded to mast and booms

ZS 'P' SERIES JAWS

ZS Jammers are supplied as standard with 'P' Series Jaws which are for use with Dyneema core and polyester cover ropes and are generally used in ZS Alloy Jammers

ZS CERAMIC 'HC' SERIES JAWS

Ceramic Jaws are specially designed for ropes with blended covers: polyester with high-tech fibres such as Aramid, Technora, Codura or Vectran

ZS 'HC' Series Jaws have enhanced grip detail with ceramic coating to resist the polishing and wear caused by loaded rope at high line speed, allowing for faster engagement onto highly loaded line and improving load holding performance

Model	Line Dia	SWL at max line dia	Weight
ZS1014C	10-14mm (3/8-9/16")	4000kg (8820lbs)	1024g (36.2oz)
ZS1014B	10-14mm (3/8-9/16")	4000kg (8820lbs)	630g (22.2oz)
ZS1618C	16-18mm (5/8-11/16")	6000kg (13230lbs)	1390g (49.0oz)
ZS1618B	16-18mm (5/8-11/16")	6000kg (13230lbs)	910g (32.1oz)
ZS1824C	18-24mm (11/16-15/16")	8000kg (17640lbs)	2100g (73.5oz)
ZS2632C	26-32mm (1-11/4")	12000kg (26460lbs)	5100g (179.9oz)

UPGRADES AND SPARES

ZS 'P' Series	For use in:
ZS-JAW08	ZS0810
ZS-JAW12	ZS1214 and ZS1014C
ZS-JAW16	ZS1618 and ZS1618C
ZS-JAW18	ZS1824C

ZS 'HC' Series	For use in:
ZS-JAW08HC	ZS0810
ZS-JAW12HC	ZS1214 and ZS1014C
ZS-JAW16HC	ZS1618 and ZS1618C
ZS-JAW18HC	ZS1824C



ZS-RLB REMOTE RELEASE

REMOTE OPERATION OF ZS JAMMERS



For use with ZS0810, ZS1214, ZS1014C and ZS1618 Jammers



FEATURES

ZS-RLB Remote Release Switch

1. Lock ZS-RLB switch in forward 'locking position' - the line is loaded or ready for load
2. Pre-set - with the line under load the ZS-RLB switch is rotated to the 'unlock' position - this pre-tensions the trip line ready for release
3. Fire - load on the line is taken on a winch and ZS Jaws spring to the open position. The load can now be released from the winch, to run freely through the ZS

For use with ZS0810, ZS1214, ZS1014C, ZS1618 and ZR Jammers, or existing halyard locks

Allows the jammer to be pre-tensioned to release automatically, when the load is taken on the winch

ZS1214, ZS1618, ZS1014C, ZS1618C, ZS1014B, ZS1618B and ZR Jammers are all supplied with jaws and rear block drilled for trip line attachment and lead

ZS OPEN POWERJAMMER

MOBILE HIGH LOAD JAMMER



The essential solution for peeling spinnakers, headsails and reefing. Unbeatable in an emergency

Lines 8 - 32mm (5/16 - 1 1/4")

Loads up to 7800kg (17190lbs)



FEATURES

Easily attached to any strong point with a strop

Hinged body can be opened and closed like a snatch-block

Acts as an emergency line clamp in case of winch or other hardware failure, jammed halyards, riding turns or damaged lines

Frees a winch for a sail change

Custom options include rig or deck mounting holes

Model	Line Dia	SWL at max line diameter
ZS0810/OPEN	8-10mm ( <sup>5</sup> / <sub>16</sub> - <sup>3</sup> / <sub>8</sub> "	1200kg (2650lbs)
ZS1014/OPEN	10-14mm ( <sup>3</sup> / <sub>8</sub> - <sup>9</sup> / <sub>16</sub> "	1800kg (3970lbs)
ZS1418/OPEN	14-18mm ( <sup>9</sup> / <sub>16</sub> - <sup>11</sup> / <sub>16</sub> "	3200kg (7040lbs)
ZS1824/OPEN	18-24mm ( <sup>11</sup> / <sub>16</sub> - <sup>15</sup> / <sub>16</sub> "	5200kg (11440lbs)
ZS2632/OPEN	26-32mm (1- <sup>1</sup> / <sub>4</sub> "	7800kg (17160lbs)

PD CARBON PADEYES

STRONG POINT



FEATURES

Carbon deck and backing plates

High quality 17-4PH stainless steel

Excellent strength to weight ratio

Increased through laminate bearing surfaces to minimise tearing

Significantly reduced weight to previous padeye range

Improved shock loading resistance

Compact foot print and the ability to 'nest' together

Easily sealed

Model	SWL Vertical (kg)	SWL 45 (kg)	SWL Horizontal (kg)
PD/6C	2150	1290	1290
PD/8C	4000	2400	2400
PD/10C	7600	5250	5250
PD/12C	9750	6750	6750





TSR FULLY CUSTOMISABLE ORGANISER

FOR LEADING HIGHLY LOADED LINES



TSR ORGANISER

Aft Organiser for diverting lines from clutches and jammers

TSR LOW SHEAVE ORGANISER

Forward Organiser for diverting high loaded lines

FEATURES

- 20mm and 30mm diameter alloy sheaves
- 30mm sheaves for diverting large deflection angles and large diameter lines
- All rotating sheaves with plain bearings
- Fixed sheaves can be inserted in the organiser to further increase deflection loads
- Alloy top rails
- Modular design and assembly – sheaves can be moved to any spacing
- Sheave diameters can be optimised for each application
- Tulip shaped design reduces friction from vertical deflection
- Low profile design
- Simple inserting and removal of endless lines
- Central shaft designed to spread load through laminate
- Titanium parts available to further reduce weight
- Custom sheave spacing and Spinlock design service available



Sheave	20	30	Fixed
Height	Standard	Standard	Standard
	Low	Low	Low
Material	Stainless Steel	Stainless Steel	Stainless Steel
	Titanium	Titanium	Titanium



TSR FULLY CUSTOMISABLE ORGANISER

FOR LEADING HIGHLY LOADED LINES

WEIGHT	20	30	20	30	44	FIXED
SHEAVE HEIGHT	LOW	LOW	STANDARD	STANDARD	STANDARD	LOW STANDARD
NUMBER OF SHEAVES	MATERIAL	STAINLESS STEEL	STAINLESS STEEL	STAINLESS STEEL	STAINLESS STEEL	STAINLESS STEEL
	TITANIUM	TITANIUM	TITANIUM	TITANIUM	TITANIUM	TITANIUM*
2	TSR20L/2	TSR30L/2	TSR20/2	TSR30/2	*	*
3	TSR20L/3	TSR30L/3	TSR20/3	TSR30/3	*	*
4	TSR20L/4	TSR30L/4	TSR20/4	TSR30/4	*	*
5	TSR20L/5	TSR30L/5	TSR20/5	TSR30/5	*	*
6	TSR20L/6	TSR30L/6	TSR20/6	TSR30/6	*	*
7	TSR20L/7	TSR30L/7	TSR20/7	TSR30/7	*	*
8	TSR20L/8	TSR30L/8	TSR20/8	TSR30/8	*	*
9	TSR20L/9	TSR30L/9	TSR20/9	TSR30/9	*	*
10	TSR20L/10	TSR30L/10	TSR20/10	TSR30/10	*	*
11	*	*	*	*	*	*

\* CONTACT OUR SPECIAL PROJECTS TEAM FOR:

- Custom sheave spacing (at no additional cost)
- Large organisers up to 1m / 25 sheaves
- Very high load organisers with 44mm sheaves
- Titanium organisers
- Custom sheave combinations
- High strength fixed (non-rotating) sheaves

SPT@SPINLOCK.CO.UK

TSF ENDLESS LINE ORGANISER

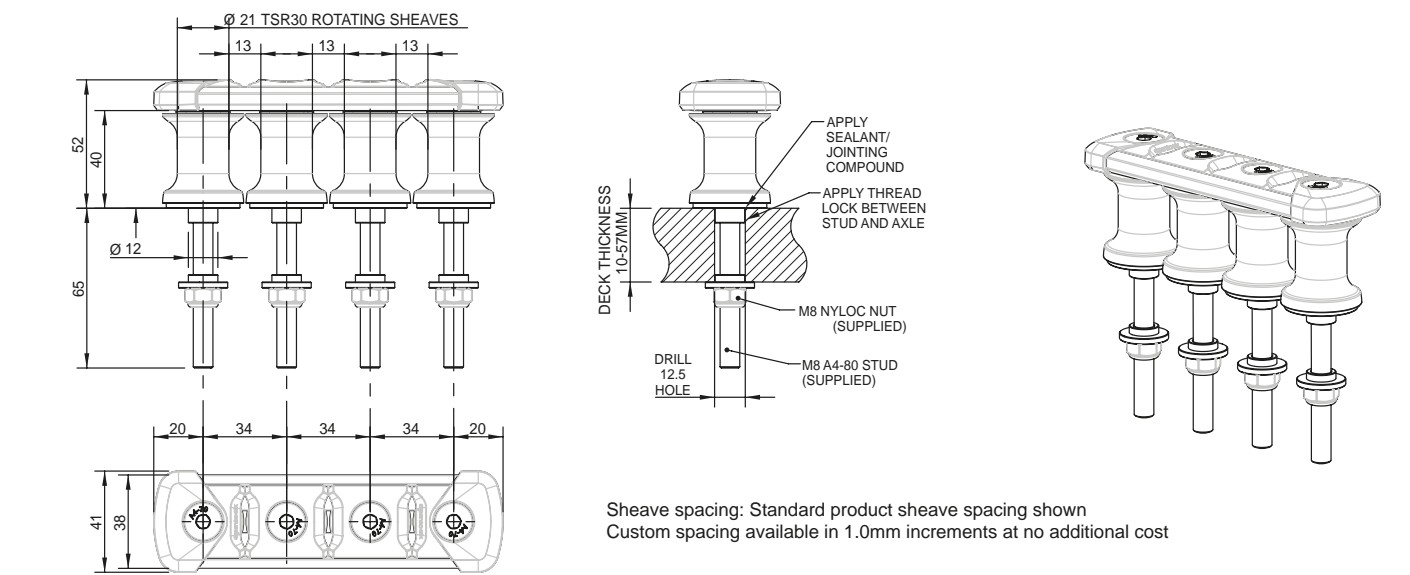
- High load Organiser with opening access
- Organiser with opening access for endless lines where code sails will be removed from deck
- 20mm diameter alloy sheaves
- Sheave height reduced to maximise sheave load
- Very low profile design
- All rotating sheaves with plain bearings
- Alloy top plate



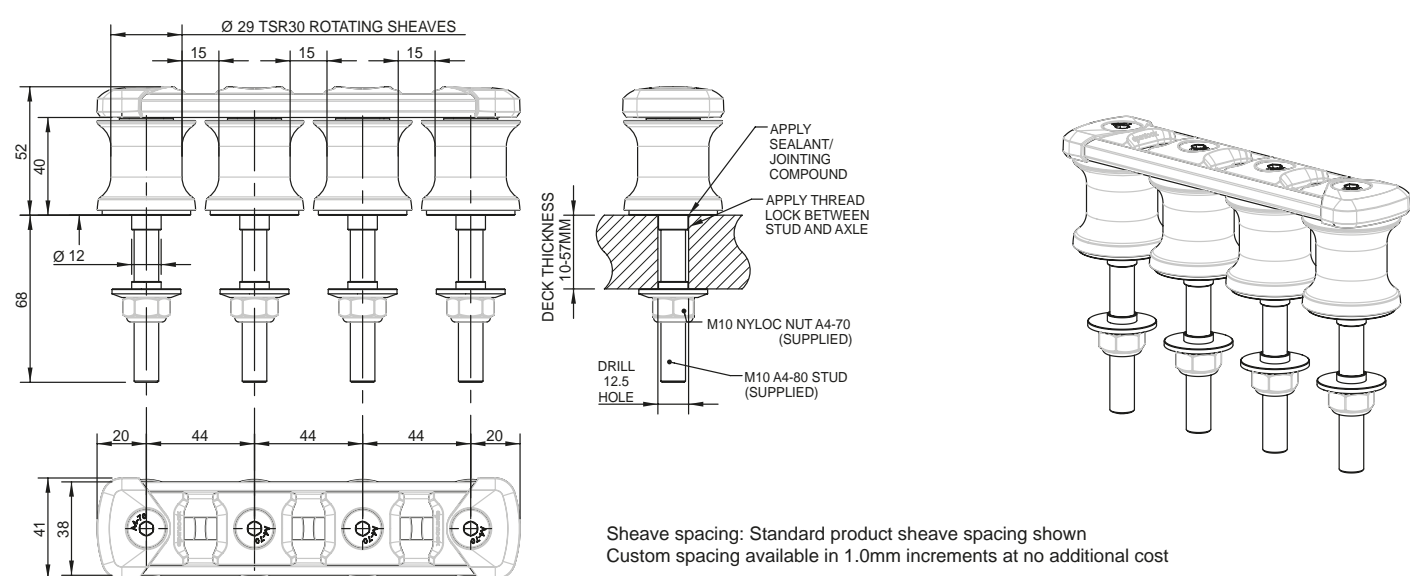


# TSR ORGANISER FOR LEADING HIGHLY LOADED LINES

## TSR20



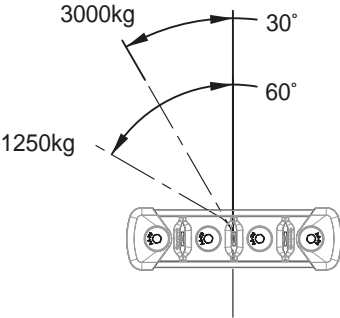
## TSR30



**When to use fixed sheaves?**  
Use fixed sheaves when deflections are low or non-existent and for increased stability and support for highly loaded lines

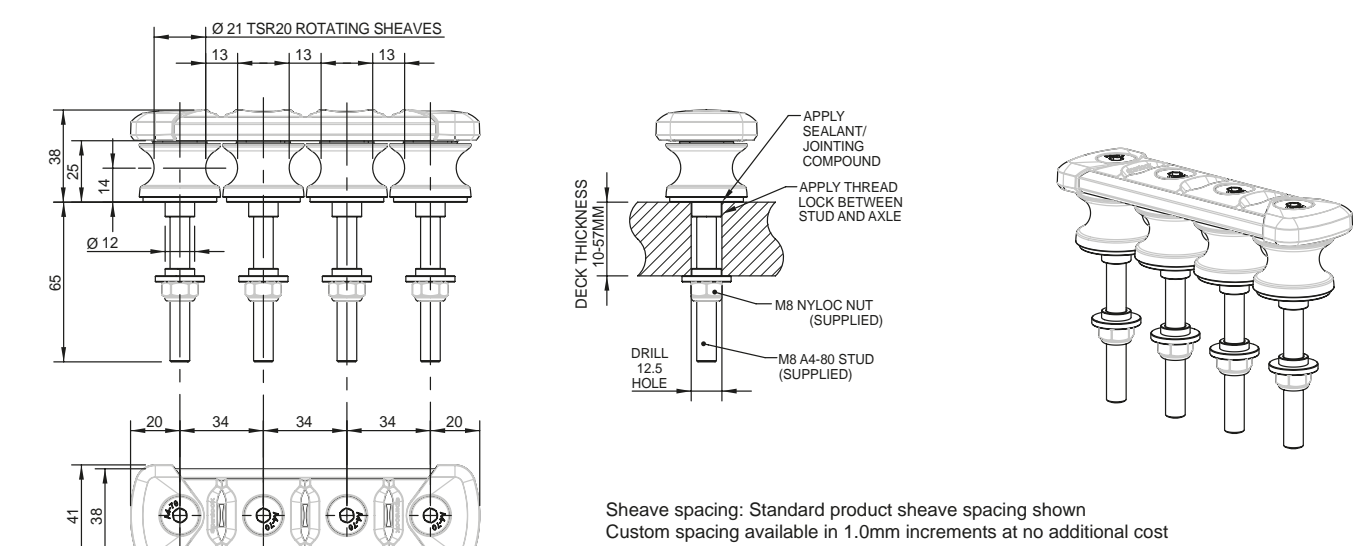
**When to use Titanium?**  
Specify titanium when weight saving is premium

Maximum Loads	TSR20 & TSR20L
SHEAVE LOAD	1500kg
TOTAL COMBINED SHEAVE LOAD	750kg x number of sheaves
30° DEFLECTED ROPE LOAD	3000kg
60° DEFLECTED ROPE LOAD	1500kg

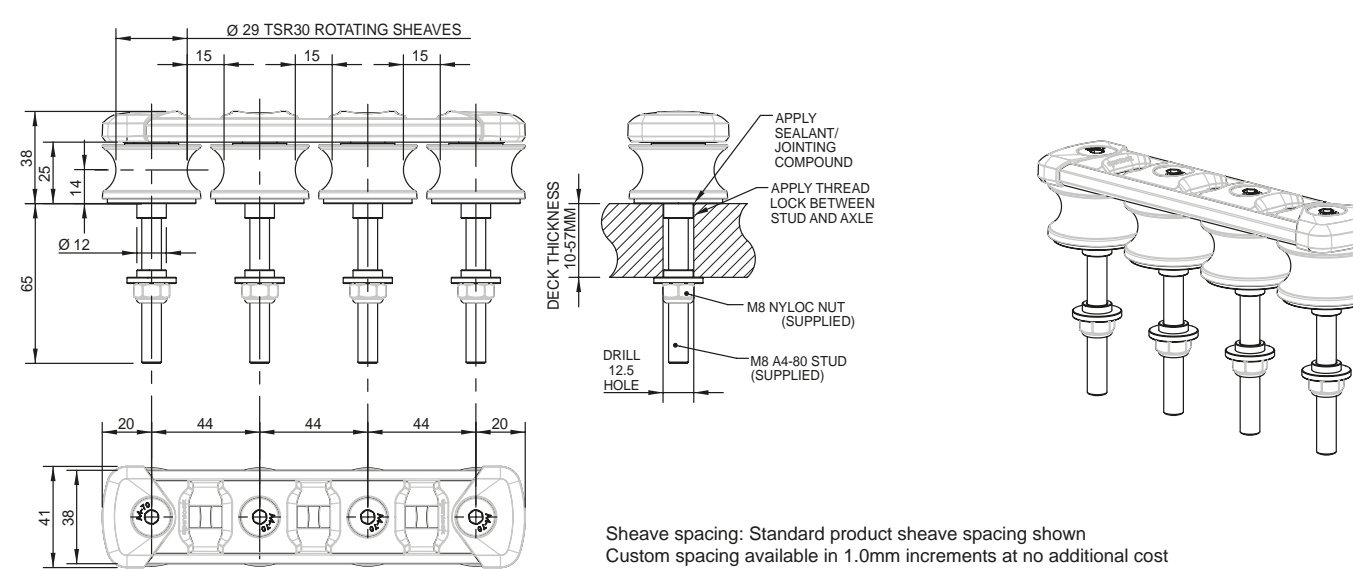


# TSR LOW ORGANISER FOR LEADING HIGHLY LOADED LINES

## TSR20L



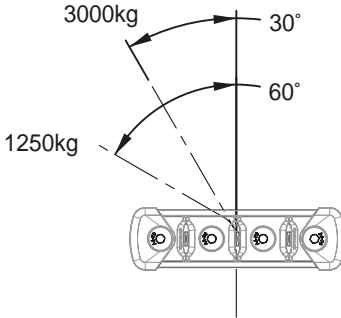
## TSR30L



**When to use low sheave TSRL?**  
Use low sheave versions where space is restricted such as in-deck tunnel systems and mast bases

**When to use larger diameter 30mm sheaves?**  
Use 30mm sheaves for diverting highly loaded lines, diverting large deflections and large diameter lines

Maximum Loads	TSR30 & TSR30L
SHEAVE LOAD	2500kg
TOTAL COMBINED SHEAVE LOAD	1250kg x number of sheaves
30° DEFLECTED ROPE LOAD	5000kg
60° DEFLECTED ROPE LOAD	2500kg





# TWR SHEAVE RANGE

## LOW PROFILE, HIGH LOAD DIVERTER

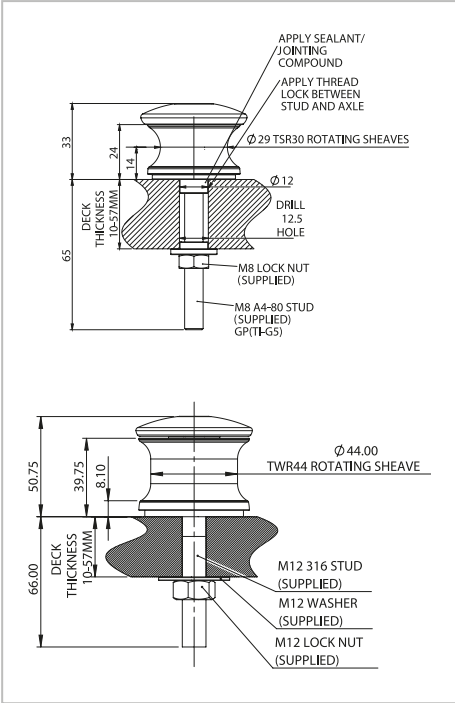


Our TWR Organiser is a development of our successful TSR Organiser Range, offering a high load, single line diverter for lines up to a massive 2.5 tonnes.

### FEATURES

- Single sheave in 30mm and 44mm diameter
- Low profile design with minimal friction from vertical deflection
- Full rotating sheave with faired-in top plate
- 2.5 tonnes maximum sheave load
- Simple on-deck servicing
- Central shaft designed to spread load through laminate
- Titanium parts available to further reduce weight
- Competitively priced

Model	Description	SWL	Max Line Dia
TWR/30	Single 30mm sheave	2000kg	16mm
TWR/44	Single 44mm sheave	2500kg	24mm



# T25 ORGANISER

## FOR LEADING LINES



### FEATURES


- Fibre-reinforced construction
- Stainless steel 'wear strip' prevents local rope damage
- Symmetric or asymmetric configurations with full range of sheaves
- Stainless steel unlinked base for fitting on curved surfaces which simplifies deck sealing
- Double stack with BE10/2 or BE10/3 for leading additional lines
- Small boat organiser



Model	Sheave Dia/Type	SWL per sheave	Total SWL per unit	Line Dia	Fastener
T25	25mm (1") composite	400kg (880lbs)	No of sheaves x 200kg (440lbs)	10mm (3/8")	M5 CSK (3/16")

# TWF WINCHFEEDEER

## FOR DIVERTING LINES



### FEATURES

- Fit a winchfeeder aft of a clutch or jammer to divert lines to an alternative winch
- Useful for leading a line from a clutch on one side to an alternative winch
- Very low 25mm (1") profile keeps winchfeeders safely out of the traffic

Model	Sheave Dia / Type	SWL per sheave	Max Line Dia
TWF/50M	50mm (2") Alloy	800kg (1760lbs)	12mm (1/2")
TWF/63M	63mm (2 1/2") Alloy	1000kg (2200lbs)	12mm (1/2")



# BE10 MULTIPLE BULLSEYE

## FOR STAND ALONE OR USE WITH T25 ORGANISERS



### FEATURES

- Versatile new solution for low loaded lines; either fitted alone or double stacked onto new T25 organisers
- Integral stainless steel eye construction
- Grouped format minimises the deck space for multiple lines
- Shape deflects easily to fit concave or convex surfaces
- BE10/2s and 3s stack anywhere on the T25 organiser providing a very neat new rope management solution



Model	Description
BE10/2	Double 10mm bullseye
BE10/3	Triple 10mm bullseye



# T38, T50 & TC50 ORGANISERS FOR LEADING LINES



T-Series Organisers guide multiple lines from the mast to banks of clutches or jammers

Lines up to 14mm (9/16")

Loads up to 1500kg (3300lbs)

## FEATURES

- Minimal overall length
- Efficient bearings surface reduces winch effort and increases halyard life
- Integral end fairings for safe side loading
- Asymmetric version reduces deck footprint and saves weight
- T38 and T50 can 'stack' for limited deck area or adding extra capacity. T50 will also 'stack' on TC50
- Vari-camber feature: all T38 and T50 versions are designed to follow the curve of the deck when fitted
- TC50 Organisers are specially developed for higher loads



Model	Sheave Dia/ Type	SWL per sheave	Total SWL per unit	Line Dia
T38	38mm (1 1/2") composite	600kg (1320lbs)	No of sheaves x 300kg (660lbs)	12mm (1/2")
T50	50mm (2") composite	1000kg (2200lbs)	No of sheaves x 500kg (1100lbs)	14mm (9/16")
TC50	50mm (2") alloy	1500kg (3300lbs)	No of sheaves x 750kg (1650lbs)	14mm (9/16")
TC50/D	50mm (2") alloy	1000kg upper (2200lbs)	No of sheaves x 500kg (1100lbs)	14mm (9/16")
		1500kg lower (3300lbs)	No of sheaves x 750kg (1650lbs)	

# RP25 ROPE COATING FOR LONGER ROPE LIFE




## FEATURES

- RP25 coating protects lines from abrasion and UV damage and significantly improves load holding in a clutch or jammer
- Ideal for lines and strops where abrasion risk is high
- Significantly increases the working life of lines for both racing and cruising
- Reduces risk of critical gear failure
- Protects expensive lines against UV degradation
- Apply to chafe points on mast sheaves, clutches, lazy jacks, steering cables and furling lines
- RP25 is easily applied by brush to selected areas of clean dry line

Good rigging shops now offer a RP25 application service for new and existing lines. See list at [www.spinlock.co.uk](http://www.spinlock.co.uk)

PRODUCTS			COVERAGE PER LITRE	
Model	Volume	Kit contents	Diameter	Length
RP25/R	250ml	Application brush, protective gloves, instructions	8mm (5/16")	40m
RP25/L	1000ml	Instructions	10mm (3/8")	28m
RP25/T	5000ml	Instructions	12mm (1/2")	24m
			14mm (9/16")	22m







EAC CARBON TILLER EXTENSION

ULTIMATE LIGHTWEIGHT STEERING CONTROL

FEATURES

- Featherlight in the hand
- Ultimate responsive helm feel
- Spinlock's iconic handle shape for fingertip control
- Lightweight carbon-fibre componentry
- Single piece integrated handle and inner tube
- All parts detailed for minimum weight
- Maximum use of carbon and titanium printed parts
- Production parts 3D printed
- Titanium E-Joint GP with fast-pin for easy removal when not in use
- Satin clearcoat finish
- Available in 900, 1200, 1600 and 2000 lengths
- Custom paint finishes available
- Special order only



Model	
EAC/900	Ultra Lightweight Full Carbon Tiller Extension (600-900mm)
EAC/1200	Ultra Lightweight Full Carbon Tiller Extension (750-1200mm)
EAC/1600	Ultra Lightweight Full Carbon Tiller Extension (950-1600mm)
EAC/2000	Ultra Lightweight Full Carbon Tiller Extension (1350-2000mm)



E-DIABOLO    E-DIABOLO/J

Convert or replace Spinlock tiller extensions with a Diabolo universal joint. Returns the extension to a vertical position when not in use.



Full Swivel E-Joint with Fastpin: E-JOINT





Compact telescopic extensions shaped for precision helming

FEATURES

Straight Handle (EJ) or Oval Handle (EA) Telescopic in four standard lengths

Designed for the hardest conditions; to reduce the strain and increase the sheer enjoyment of helming

The Asymmetric grip improves helming performance with:

- More feedback - for accurate and precise control
- More mobility - maintains the best helming position for optimum trim and visibility
- Less fatigue - correct helming position reduces back pain and improves concentration
- Allows two-handed helming with arms relaxed into a more comfortable, elbows-down position

Push-button adjustment with Torlon™ ball locking mechanism

Strong stainless-steel swivel joint for precise control

Removable fast pin for easy stowage

Integral shock absorber

Choose EJ Tiller extension for a slimmer grip and for the smaller cockpit - ideal for hiking and fast tacking

EJ-GRIP can be upgraded to Asymmetric handle (EA) specification or vice-versa

DIABOLO VERSION

The Diabolo version is preferred by single-handed yachtsmen. A windsurfing-style universal joint returns it to a vertical position when not in use. Ideal for boats predominantly tiller steered by autopilot

Convert or replace Spinlock tiller extensions with a Diabolo universal joint. Returns the extension to a vertical position when not in use

Model	Description
E-DIABOLO	Tiller Extension Universal Diabolo Joint
E-DIABOLO/J	Tiller Extension Universal JUMBO Diabolo Joint



- Matt Black (B)
- Silver (S)
- Matt Orange (R)
- Matt Light Blue (L)
- Matt Yellow (Y)

SIZES

- 900 Series (600-900mm)
- 1200 Series (750-1200mm)
- 1600 Series (950-1600mm)
- 2000 Series (1350 - 2000mm)



E-DIABOLO & E-DIABOLO/J

PRODUCT		EA ASYMMETRIC		EJ JOYSTICK		EAC CARBON
CONNECTION		E-JOINT (STAINLESS STEEL)	E-DIABOLO	E-JOINT (STAINLESS STEEL)	E-DIABOLO	E-JOINT (TITANIUM)
3D OVAL HANDLE		✓	✓	-	-	✓
STRAIGHT FOAM GRIP HANDLE		-	-	✓	✓	-
E-GRIP		OPTIONAL	-	OPTIONAL	-	OPTIONAL
MATERIAL		ALUMINIUM	-	ALUMINIUM	-	ALUMINIUM
SILVER ANODISED	○	EA/900S	EA/900DS	EJ/900S	EJ/900DS	-
	○	EA/1200S	EA/1200DS	EJ/1200S	EJ/1200DS	-
	○	EA/1600S	EA/1600DS	EJ/1600S	-	-
	○	EA/2000S		EJ/2000S	-	-
MATT BLACK	●	EA/900B	EA/900DB	EJ/900B	EJ/900DB	-
	●	EA/1200B	EA/1200DB	EJ/1200B	EJ/1200DB	-
	●	EA/1600B	-	-	-	-
	●	EA/2000B	-	-	-	-
MATT YELLOW	●	EA/900Y	EA/900DY	EJ/900DY	EJ/900DY	-
	●	EA/1200Y	EA/1200DY	EJ/1200Y	EJ/1200DY	-
MATT BLUE	●	EA/900L	EA/900DL	EJ/900L	EJ/900DL	-
	●	EA/1200L	EA/1200DL	EJ/1200L	EJ/1200DL	-
MATT ORANGE	●	EA/900R	EA/900DR	EJ/900R	EJ/900R	-
	●	EA/1200R	EA/1200DR	EJ/1200R	EJ/1200DR	-
SATIN CLEARCOAT CARBON		-	-	-	-	EAC/900*
						EAC/1200*
						EAC/1600*

\*Custom finish also available



E-BUTTON controls telescopic adjustment



E-JOINT



# EJB TILLER EXTENSION

## UNIQUE HELMING PRECISION



### FEATURES

- Strong, lightweight anodised aluminium tube
- 360° control - ‘Spinflex’™ joint swivels freely through the full 360° arc
- ‘Spinflex’™ holds tiller in helming position, 30° above horizontal for fast, high agility helming
- The Spinflex™ joint is uniquely pre-moulded at a 30° angle to reduce the bending stress both in use and at rest. It is this induced stress that leads to early failures on most vertically mounted joints
- UV resistant, extra tough ‘Spinflex’™ joint
- Triple-wave handle gives a choice of secure grip positions
- Responsive ‘feel’ and precise helm control
- Less wrist and grip fatigue
- 3 lengths – 600mm, 900mm and 1400mm
- Hole centres allow:
  - upgrade to Spinlock EJ or EA models
  - retrofit from other extension types
- EJB Joint will fit tubes with inner dimensions 13.5mm



Specifications	Length
EJB/600B	600mm (23 <sup>5</sup> / <sub>8</sub> "
EJB/900B	900mm (35 <sup>7</sup> / <sub>16</sub> "
EJB/1400B	1400mm (55 <sup>1</sup> / <sub>8</sub> "
EJB-CLIP	Retaining Clip
EJB-JOINT	Replacment Spinflex Joint
EJB-KIT	Clip and Joint

# WL LINE LEADS

## COMPACT STANCHION LEAD SYSTEMS



Lines up to 12mm (1/2")

Stanchion ø 25mm (1")

### FEATURES

- Compact furling line guide system
- Reduces line friction during furling
- Fairlead model WL/1 straight line guide for intermediate stanchions
- Sheave model WL/2 for line entry and exit stanchions with unique tracker-ball angle adjuster for perfect sheave alignment
- Complete with fastenings - easy to fit
- Replacement sheave for WL/2 available

Model	Line Dia	SWL at max line diameter
WL/1	12mm (1/2")	300kg (660lbs)
WL/2	12mm (1/2")	300kg (660lbs)



# BE BULLSEYE

## LOW PROFILE CONTROL LINE GUIDES



Improves any deck layout

Lines up to 16mm (5/8")

See p25 for multiple bullseyes

### FEATURES

- For guiding lines between two fixed points requiring little horizontal or vertical deflection
- Guides extra lines to the cockpit cleats and clutches when no organiser sheaves are available
- Double screw fitting (except BE06)
- Stainless steel rope guide
- 6mm, 10mm, 12mm and 16mm sizes
- Low profile avoids snagging
- Integral gasket sealed base

Model	MaxLine Dia
BE06	6mm (1/4")
BE10/TF	10mm (3/8")
BE12/TF	12mm (1/2")
BE16/TF	16mm (5/8")





BRS SPINNAKER BLOCK

CONTROLLED SPINNAKER HANDLING



FEATURES

- Attached with webbing strop, positioned on the toe rail or padeye
- No drilling, no clutter on deck
- Cam profiled to hold loads up to 20% of the block SWL
- Plain bearing sheave provides smooth running at low loads
- Excellent durability at high loads
- Strop allows fullest rotation for spinnaker sheet use



BRS/50



BRS/63

This jammer block is for situations where a fixed foot block cannot help: peeling spinnakers or changing a sheet block

Model	Sheave Dia	SWL (Sheave)	Safe Cam Load	Line Dia
BRS/50	50mm (2")	800kg (1760lbs)	160kg (352lbs)	6-10mm (1/4-3/8")
BRS/63*	63mm (2 1/2")	1200kg (2640lbs)	240kg (528lbs)	8-12mm (5/16-1/2")

\* Alloy sheave

RF SAILFEEDER

PRECISION SAIL GUIDES



FEATURES


- Graphite loaded, anodised alloy rollers
- Reduced weight for same strength
- Electro Polished 17-4PH high grade stainless steel
- One piece precision investment casting for ultimate strength
- Mainsail feeder RF/MA locates in the mast track below the luff entry and protects luff tape during the hoist. No drilling is needed
- Headsail feeder RF/H guides any flaked genoa from the deck cleanly up into the foil
- Headsail feeders are supplied with a length of line for attachment in their correct free pivoting position between luff entry and deck
- RF/H2 for 60 feet plus racing yachts

New sailfeeders for fast, precise, smooth sail hoists

Model	Tape measurement
RF/MA	Mainsail 11mm (11/16")
RF/H	Headsail 7mm (1/4")
RF/H2	Headsail 7mm (1/4")



RF/MA  
MAINSAIL



RF/H  
HEADSAIL



RF/H2  
HEADSAIL

SUA MINI JAMMER

FOR USE WITH SMALLER WINCHES



Popular halyard jammer for smaller decks. More power than a camcleat, smaller than a powerclutch



SUA/1



SUA/2

Model	Line Dia	SWL at max line diameter
SUA/1	6-10mm (1/4-3/8")	400kg (880lbs)
SUA/2	6-10mm (1/4-3/8")	400kg (880lbs)
SUA/3	6-10mm (1/4-3/8")	400kg (880lbs)

ATCU THROTTLE CONTROL

RACEBOAT THROTTLE SOLUTION



FEATURES

- Converts a standard Teleflex™ throttle to a flush socket unit
- Provides removable handle, eliminating risk of line snags when sailing
- Allows the engine control to be located in the best position for the helmsman
- Custom handle option (ATCU-LVR) recommended for a perfect fit
- The ATCU/1 faceplate is designed to fit Teleflex™ model B700B (Teleflex™ unit not supplied)

Model	Contents
ATCU/1*	Faceplate
ATCU/1+*	Faceplate with custom lever
ATCU-LVR	Custom lever

\* For assembly with unused control units only



ATCU/1



ATCU-LVR



ATCU/1+



PXR CAM CLEAT  
PAGE 8-9

PXR-BRACKET	Mast mount for PX & PXR
-------------	-------------------------

XAS POWERCLUTCH  
PAGE 10-11

XAS & XA ACCESSORIES

CAM-XAS	Standard replacement cam
X-LBL	Handle Labels English, French & German
SA29	Spring Arm
XAS-BASE0408	Base upgrade for smaller diameter line
XAS-BASE0612	Base upgrade

XAS ACCESSORIES

XAS-SMNT	Sidemount kit (including fasteners)
XAS-HDL	Handle
XAS-SIDE	Side fairings
XAS-KIT	Base, cam, sides & handle

XA ACCESSORIES

XA-SIDE	High strength XA side fairings (pair)
SA16	XA Handle

XTS & XCS POWERCLUTCH  
PAGE 12-13

XTS, XCS, XT & XC ACCESSORIES

CAM-0610	Cam upgrade for 6-10mm line
CAM-0610C	Ceramic Cam upgrade for 6-10mm line
CAM-0814	Cam upgrade for 8-14mm line
CAM-0814C	Ceramic Cam upgrade for 8-14mm line
CAM-1216B	Cam upgrade for 12-16mm line - XCS & XC only
CAM-0812L	Lock-up cam upgrade 8-12mm line
CAM-1214L	Lock-up cam upgrade 12-14mm line
X-BASE	Replacement Base XT, XC, XR, XTS & XCS Clutches
X-BASEC	Ceramic coated base for XTS & XCS models
X-HDL	Black aluminium handle
XTS-KIT	Base, cam and handle
Z-LBL	High spec, high visibility handle labels
X-LBL	Handle labels English, French & German
XTS-SIDE	Plastic side fairings for XTS (pair)
XTS-SMNT	Converts standard XTS for side mounting
XCS-SMNT	Converts standard XCS for side mounting

XTS & XCS ACCESSORIES

XTS-KIT	XTS Clutch Service Kit with 8-14mm rope range cam module, base and handle
XTS-KIT0610	XTS Clutch Service Kit with 6-10mm rope range cam module, base and handle
XTS-KIT0610C	XTS/XCS Clutch Upgrade Kit - CERAMIC 6-10mm Cam Module & Base, plus Light Weight handle.
XTS-KIT0814C	XTS/XCS Clutch Upgrade Kit - CERAMIC 8-14mm Cam Module & Base, plus Light Weight handle.

XT & XC ACCESSORIES

X-SIDE	Plastic side fairings for XT only (pair)
XT-KIT	Base, cam and handle

XTR POWERCLUTCH  
PAGE 16

XTR-KIT	Handle and cam/base module for 8-12mm
XTR-HDL	XTR Handle
XTR-CAM0812	Cam/base module 8-12mm
XTR-SMNT	Converts standard XTR for side mounting

ZR JAMMER  
PAGE 17

ZR-JAW10	Jaw assembly for ZS1014
----------	-------------------------

XXA, XXB and XXC POWERCLUTCH  
PAGE 18-19

XX-KIT	Jaw assembly for XX0812
XX-ROLL	Standard roller set
XX-ROLL+	TORLON™ roller set
XX-MLDG	Moulding kit for models 2010+
XX-HDLB	Handle assembly (black) for XXA and XXB
XX-LOCK	XX0812 Lock open kit
XXB-KIT	Jaw assembly for XXB0812
XXC-KIT	Jaw assembly for XXC0812
XXC-HDLB	Black Handle Kit
XXC-HDLA	Amber Handle Kit
XXC-HDLS	Silver Handle Kit
XXC-SMNT	Side Mount Kit

ZS POWERJAMMER  
PAGE 20-21

ZS-JAW08	ZS0810 Jaw Assembly
ZS-JAW08HC	ZS0810 ‘Ceramic’ Jaw Assembly
ZS-JAW12	ZS1214 and ZS1014C ‘P’ Series Jaw Assembly
ZS-JAW12HC	ZS1214 and ZS1014C ‘Ceramic’ Jaw Assembly
ZS-JAW16	ZS1618 and ZS1618C ‘P’ Series Jaw Assembly
ZS-JAW16HC	ZS1618 and ZS1618C ‘Ceramic’ Jaw Assembly
ZS-JAW18	ZS1824C ‘P’ Series Jaw Assembly
ZS-JAW18C	ZS1824C ‘Ceramic’ Jaw Assembly
ZS-MNT0810	Alloy mounting plate
ZS-MNT1214	Alloy mounting plate
ZS-MNT1618	Alloy mounting plate
ZS-MNT1014C	Alloy mounting plate
ZS-MNT1618C	Alloy mounting plate
ZS-MNT1824C	Alloy mounting plate
Z-LBL	High spec, high visibility handle labels
ZS-HDL	ZS1014C & ZS1214 handle only

TSR ORGANISER  
PAGE 24-27

TSR20-RL/2	Rail Pair(2) for 2 x 20mm Sheave (1 rope) with min sheave spacing
TSR20-RL/3	Rail Pair(2) for 3 x 20mm Sheave (2 rope) with min sheave spacing
TSR20-RL/4	Rail Pair(2) for 4 x 20mm Sheave (3 rope) with min sheave spacing
TSR20-RL/5	Rail Pair(2) for 5 x 20mm Sheave (4 rope) with min sheave spacing
TSR20-RL/6	Rail Pair(2) for 6 x 20mm Sheave (5 rope) with min sheave spacing
TSR20-RL500	Rail Pair(2) 500mm long each rail
TSR20-RL1000	Rail Pair(2) 1000mm long each rail
TSR20/SHV	TSR20 Sheave Assembly - Single
TSR20/LSHV	TSR20 Sheave Assembly - Single
TSR20L-ESHV	TSR20L End Sheave Assembly - Pair
TSR20L-ESHVF	TSR20L End Sheave Assembly Fixed - Single
TSR30/SHV	TSR20 Sheave Assembly - Single
TSR30/LSHV	TSR20 Sheave Assembly - Single
TSR30L-ESHV	TSR20L End Sheave Assembly - Pair
TSR30L-ESHVF	TSR20L End Sheave Assembly Fixed - Single

T-SERIES ORGANISER  
PAGE 29-30

TB11	Alloy 38mm (1½”) TB series only (pre 2002)
TB17	Composite 38mm (1½”) TB series only (pre 2002)
T38-C	Composite 38mm (1½”) T38 series only
T38-A	Alloy 38mm (1½”) T38 series only
T50-C	Composite 50mm (2”) T50 or TA (pre 2002)
T50-A	Alloy 50mm (2”) T50 or TA (pre 2002)

EA & EJ TILLER EXTENSION  
PAGE 34-35

EA-HDL	Handle option asymmetric
EJ-HDL	Handle option parallel
E-GRIP	Tube sleeve grip
E-DIABOLO	Stand up universal joint
E-JOINT	Full swivel joint with fastpin
E-SHOCK	Shock absorber
E-SLEEVE	Replacement pivot housing
E-FASTPIN	Full swivel joint release pin
E-BUTTON	Control button
E-CLIP	Tiller clip for all models
E-KIT	Button, clip and sleeve

EJB TILLER EXTENSION  
PAGE 36

EJB-CLIP	Retaining Clip
EJB-JOINT	Replacement Spinflex™ Joint

WL FURLING LINE LEAD  
PAGE 37

WL-SHEAVE	Replacement sheave for WL/2
-----------	-----------------------------

BRS SPINNAKER BLOCK  
PAGE 38

BRS-STROP	Replacement strop for both models
-----------	-----------------------------------

ATCU THROTTLE CONTROL  
PAGE 39

ATCU-LVR	Custom lever for throttle control
----------	-----------------------------------




PAGE	PRODUCT	MODEL	WEIGHT	FASTENERS	SUPPLIED	CSK HEAD	PAN HEAD	STUD	HEX HEAD
23	PD PADEYE	PD/6C	75g (2.6oz)	2 x M6 (1/4")	✓	-	-	-	-
		PD/8C	142g (5.0oz)	2 x M8 (5/16")	✓	-	-	-	-
		PD/10C	244g (8.6oz)	2 x M10 (3/8")	✓	-	-	-	-
		PD/12C	385g (13.5oz)	2 x M12 (1/2")	✓	-	-	-	-
24	TSR SERIES ORGANISER	TSR	for details contact spt@spinlock.co.uk		✓	✓	M8	-	-
28	TWR SHEAVE RANGE	TWR/30	138g (4.9oz)	1 x M8 (5/16")	✓	-	-	-	-
		TWR/44	280g (9.9oz)	1 x M12 (1/2")	✓	-	-	-	-
28	TWF WINCHFEEDER	TWF/50M	200g (7.0oz)	1 x M10 (3/8")	✓	-	-	-	-
		TWF/63M	325g (11.4oz)	1 x M12	✓	-	-	-	-
29	T25 ORGANISER	T25	64g (2.2oz) for 2 M5 (3/16")		-	✓	✓	-	-
			20g (0.7oz) per extra sheave						
29	BE MULTIPLE BULLSEYE	BE10/2	16g (0.6oz)	2 x M5 (3/16")	-	✓	-	-	-
		BE10/3	24g (0.9oz)	2 x M5 (3/16")	-	✓	-	-	-
30	T SERIES ORGANISER	T38	115g (4.0oz) for 2 M6 (1/4")		-	✓	-	-	-
		T50	185g (6.5oz) for 2 M8 (5/16")		-	✓	-	-	-
		TC50	575g (20.1oz) for 2 M8 (5/16") (A4-80)		✓	✓	-	-	-
		TC50/D	750g (26.3oz) for 2 M8 (5/16") (A4-80)		✓	✓	-	-	-
33	EAC CARBON TILLER EXTENSION	EAC/900	299g (10.55oz)	2 x M5 (3/16")	✓	✓	-	-	-
		EAC/1200	339g (11.96oz)	2 x M5 (3/16")	✓	✓	-	-	-
		EAC/1600	406g (14.32oz)	2 x M5 (3/16")	✓	✓	-	-	-
		EAC/2000	461g (16.26oz)	2 x M5 (3/16")	✓	✓	-	-	-
34	EA TILLER EXTENSION	EA/900S	690g (24.2oz)	2 x M5 (3/16)	✓	✓	-	-	-
		EA/1200S	780g (27.3oz)	2 x M5 (3/16)	✓	✓	-	-	-
		EA/1600S	800g (1lb 12oz)	2 x M5 (3/16)	✓	✓	-	-	-
		EA/2000S	900g (1lb 15oz)	2 x M5 (3/16)	✓	✓	-	-	-
35	EJ TILLER EXTENSION	EJ/900S	445g (15.6oz)	2 x M5 (3/16)	✓	✓	-	-	-
		EJ/1200S	510g (17.9oz)	2 x M5 (3/16)	✓	✓	-	-	-
		EJ/1600S	800g (1lb 12oz)	2 x M5 (3/16)	✓	✓	-	-	-
		EJ/2000S	900g (1lb 15oz)	2 x M5 (3/16)	✓	✓	-	-	-
36	EJB TILLER EXTENSION	EJB/600B	125g (4.4oz)	2 x M5 (3/16")	-	-	✓	-	-
		EJB/900B	170g (6.0oz)	2 x M5 (3/16")	-	-	✓	-	-
		EJB/1400B	255g (8.9oz)	2 x M5 (3/16")	-	-	✓	-	-
37	WL FURLING LINE LEAD	WL/1	40g (1.4oz)	Stanchion: 25mm (1")					
		WL/2	70g (2.5oz)	Stanchion: 25mm (1")					
37	BE BULLSEYE	BE06	5g (0.18oz)	1 x M4 (5/32")	-	✓	-	-	-
		BE10/TF	8g (0.28oz)	2 x M4 (5/32")	-	✓	-	-	-
		BE12/TF	14g (0.49oz)	2 x M5 (3/16")	-	✓	-	-	-
		BE16/TF	35g (1.2oz)	2 x M6 (1/4")	-	✓	-	-	-

PAGE	PRODUCT	MODEL	WEIGHT	FASTENERS	SUPPLIED	CSK HEAD	PAN HEAD	STUD	HEX HEAD
38	BRS SPINNAKER BLOCK	BRS/50	250g (8.8oz)	Soft attachment	-	-	-	-	-
38	SUA MINI JAMMER	SUA/1	170g (6.0oz)	4 x M6 (1/4")	-	-	✓	-	-
		SUA/2	250g (8.8oz)	4 x M6 (1/4")	-	-	✓	-	-
		SUA/3	350g (12.3oz)	4 x M6 (1/4")	-	-	✓	-	-
39	RF SAILFEEDER	RF/MA	136g (4.8oz)	Sail: Mainsail Tape: 11mm (7/16")					
		RF/H	140g (4.9oz)	Sail: Headsail (single) Tape: 7mm (1/4")					
		RF/H2	219g (7.7oz)	Sail: Headsail Tape: 7mm (1/4")					
39	ATCU ENGINE THROTTLE CONTROL	ATCU/1	260g (9.1oz)	4 x M5 (3/16")	✓	✓	✓	-	-
		ATCU/1+	380g (13.3oz)	4 x M5 (3/16")	✓	✓	✓	-	-
		ATCU-LVR	107g (3.8oz)	-	-	-	-	-	-



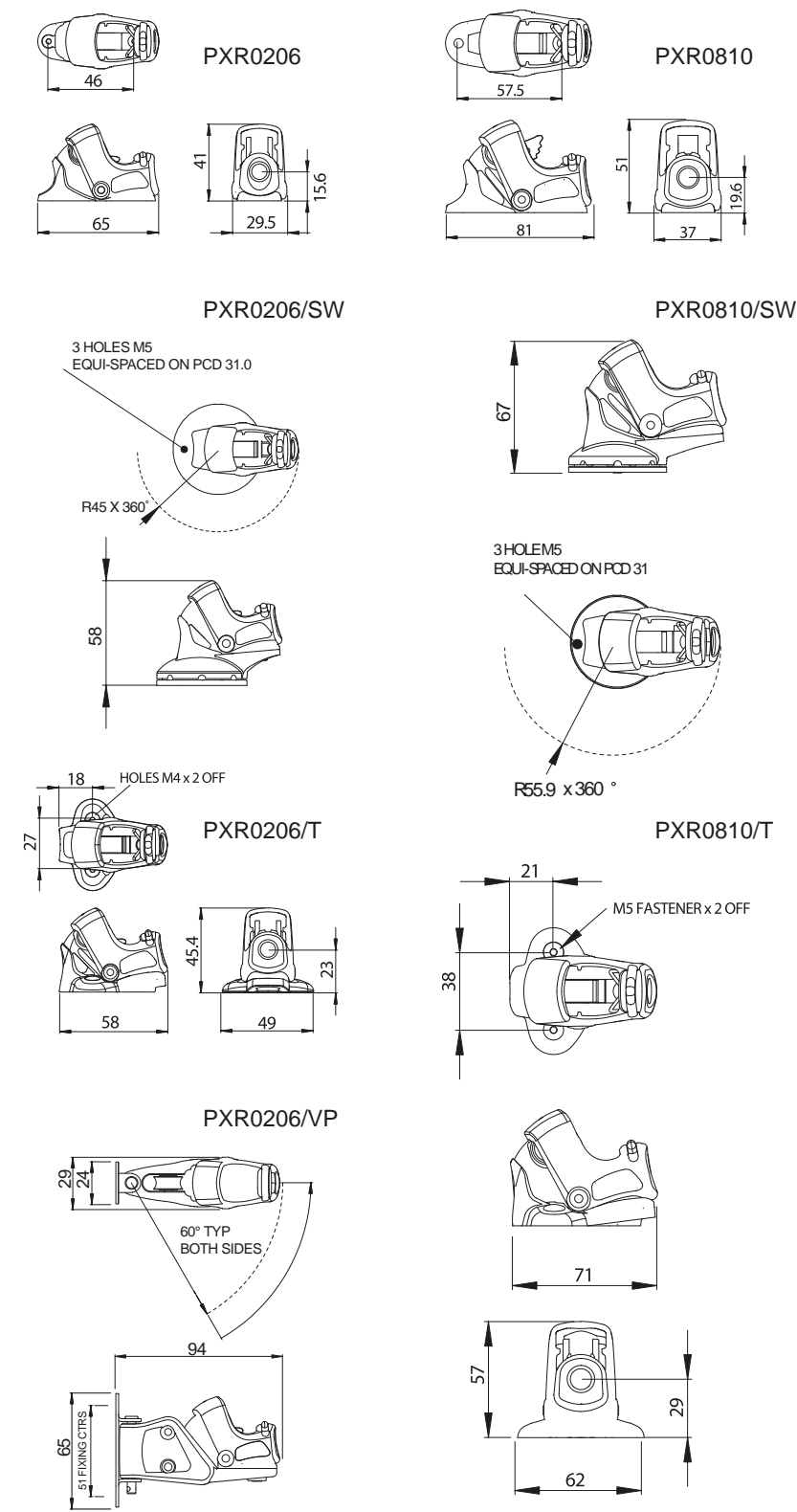
WEIGHTS, FASTENERS & DIMENSIONS

ALL TECHNICAL DATA IS AVAILABLE AT [SPINLOCK.CO.UK](http://SPINLOCK.CO.UK) AND [PROSUPPORT@SPINLOCK.CO.UK](mailto:PROSUPPORT@SPINLOCK.CO.UK)

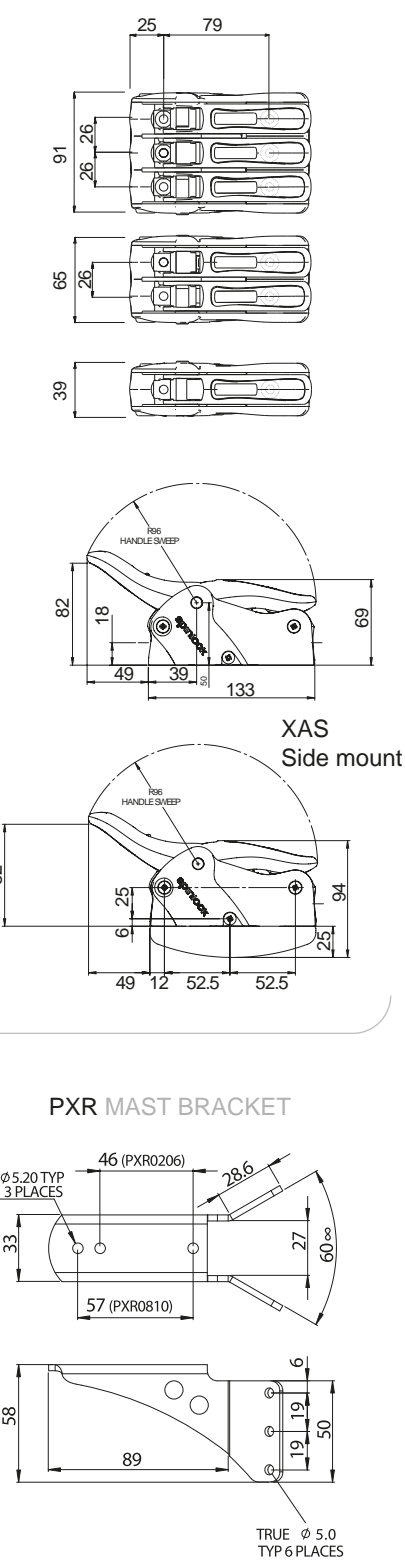


DIMENSIONS

PAGE 8-9  
PXR CAM CLEAT



PAGE 10-11  
XAS POWERCLUTCH

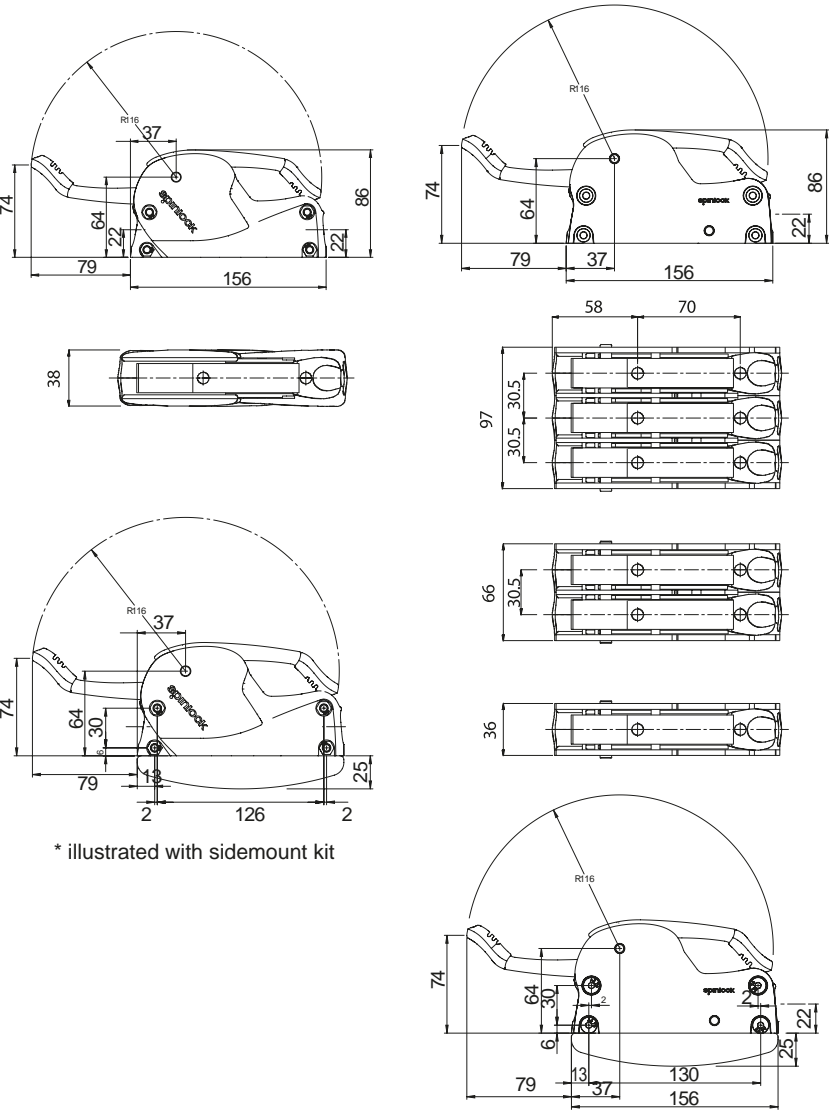


PX dimensions available online at [www.spinlock.co.uk](http://www.spinlock.co.uk)

Drawings not to scale: Do not use as drill templates

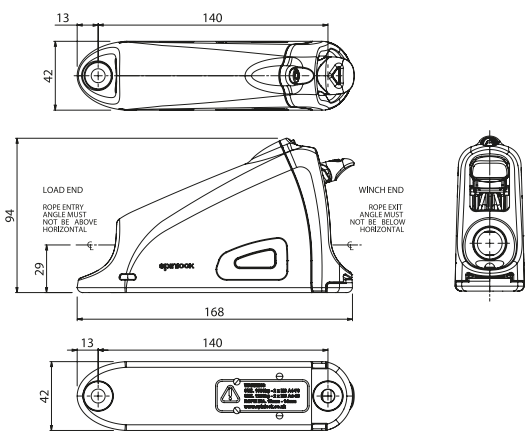


PAGE 12-13  
XTS & XCS POWERCLUTCH

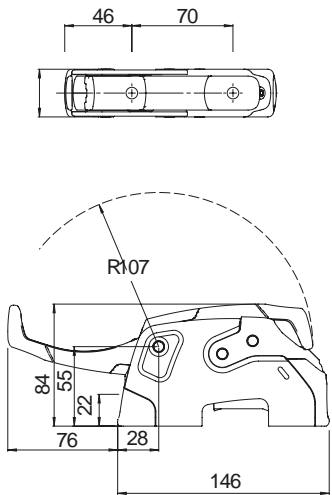


\* illustrated with sidemount kit

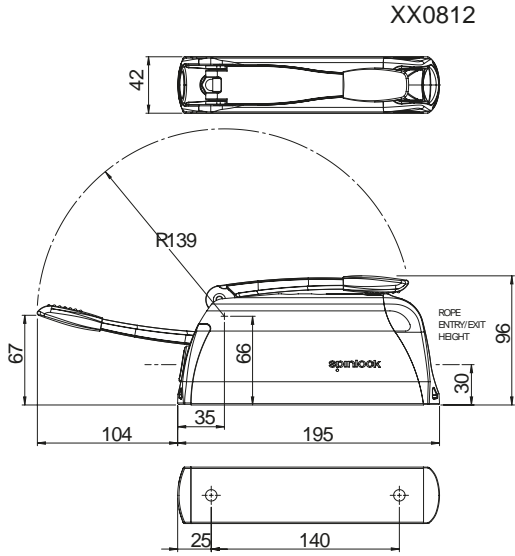
PAGE 17  
ZR JAMMER



PAGE 16  
XTR POWERCLUTCH

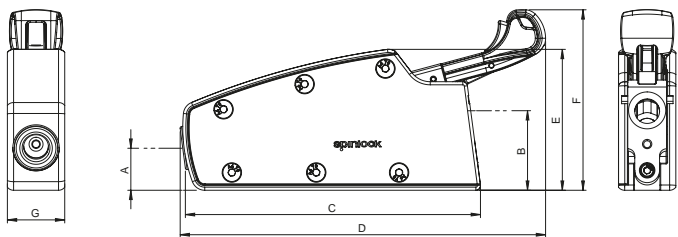


PAGE 18-19  
XX POWERCLUTCH



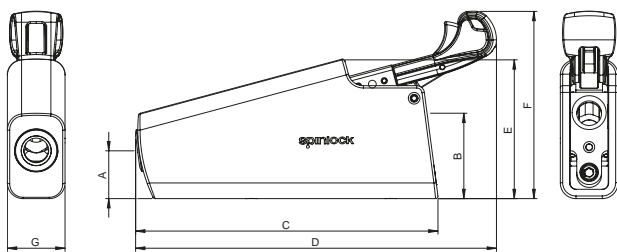
Drawings not to scale: Do not use as drill templates

PAGE 20-21  
ZS POWERJAMMER



A	Rope Entry Height	25mm	27mm	33mm
B	Rope Exit Height	43mm	51mm	60mm
C	Body Length	163mm	190mm	218mm
D	Length all Over	173mm	235mm	261mm
E	Body Height	78mm	91mm	108mm
F	Height Overall	95mm	116mm	130mm
G	Body Width	31mm	37mm	46mm

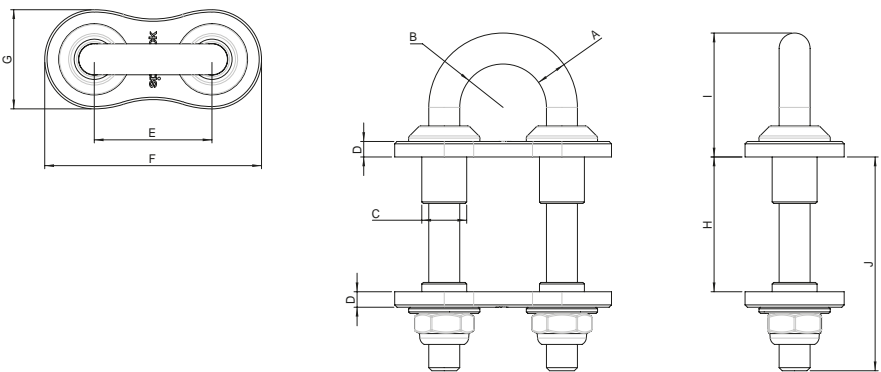
ZS CARBON POWERJAMMER



		ZS1014C	ZS1618C
A	Rope Entry Height	31mm	37mm
B	Rope Exit Height	55mm	63mm
C	Body Length	195mm	224mm
D	Length all Over	233mm	260mm
E	Body Height	90mm	105mm
F	Height Overall	121mm	134mm
G	Body Width	37mm	46mm

Drill guides available at [spinlock.co.uk](http://spinlock.co.uk)

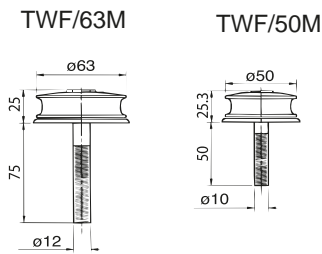
PAGE 23  
PD PADEYE



	A	B	C	D	E	F	G	H	I	J
PD/6C	6mm	10mm	10mm	3mm	Drill 2 x 10.5mm Holes on 25.0 Centres	45mm	20mm	Max 42.0 Min 8.0	24.2mm	55mm
PD/8C	8mm	12mm	12mm	3mm	Drill 2 x 12.5mm Holes on 32.0 Centres	58mm	26mm	Max 47.0 Min 13.0	30.0mm	62mm
PD/10C	10mm	14mm	15mm	5mm	Drill 2 x 15.5mm Holes on 38.0 Centres	70mm	32mm	Max 45.0 Min 23.0	40.0mm	69mm
PD/12C	12mm	18mm	17mm	5mm	Drill 2 x 17.5mm Holes on 50.0 Centres	88mm	38mm	Max 45.0 Min 23.0	46.0mm	86mm

Drill guides available at [spinlock.co.uk](http://spinlock.co.uk)

PAGE 28  
TWF WINCHFEEDE

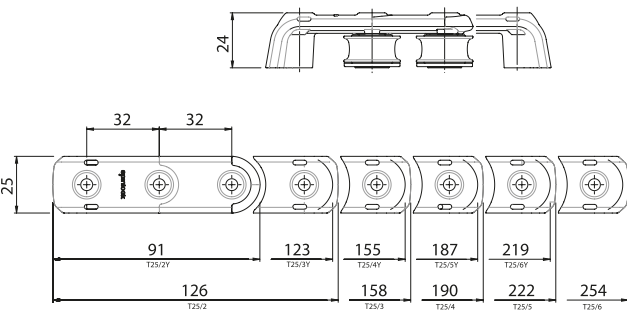


Drawings not to scale: Do not use as drill templates

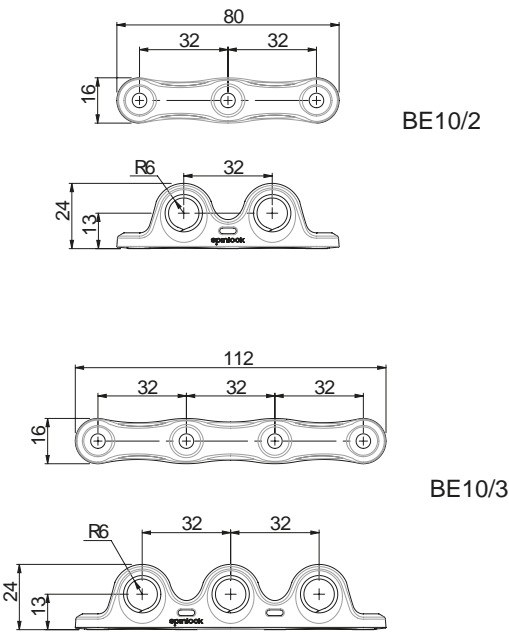


DIMENSIONS

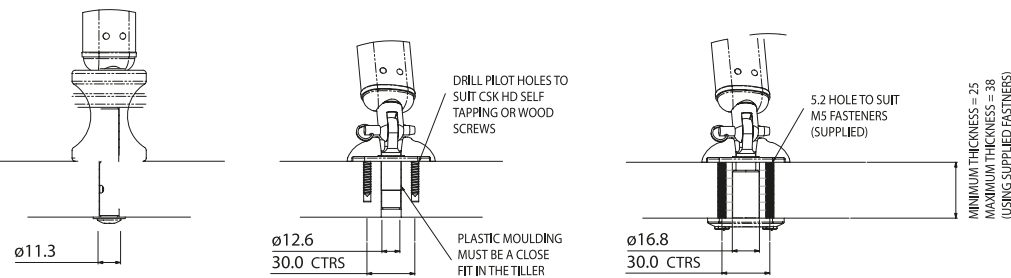
PAGE 29  
T25 ORGANISER



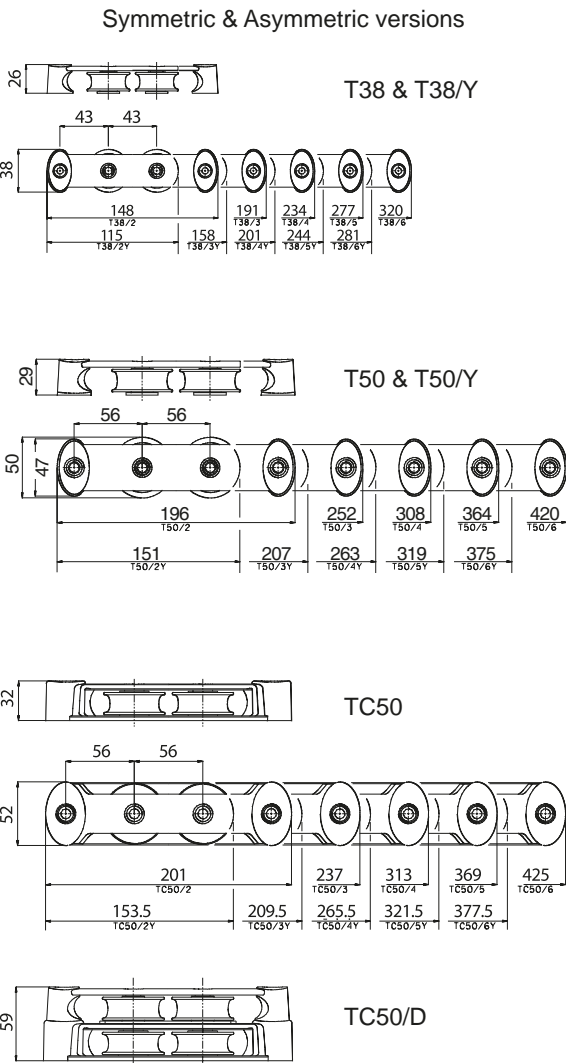
PAGE 29  
BE MULTIPLE BULLSEYE



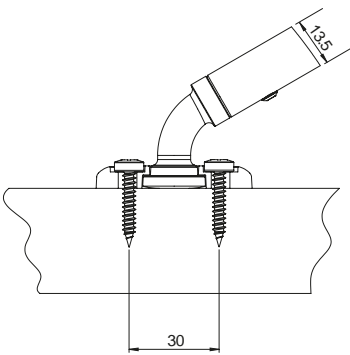
PAGE 34-35  
EA & EJ TILLER EXTENSION



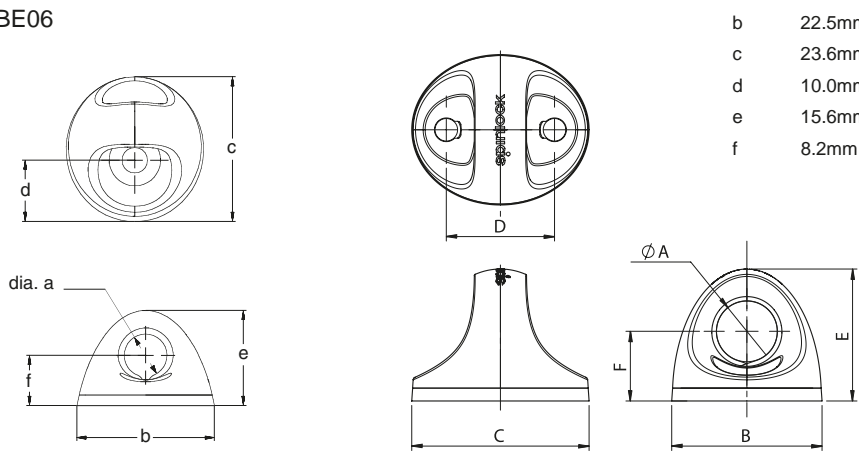
PAGE 30  
T SERIES ORGANISER



PAGE 36  
EJB TILLER EXTENSION

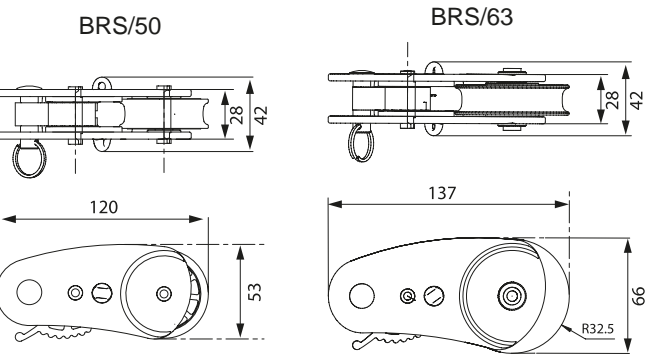


PAGE 37  
BE BULLSEYE

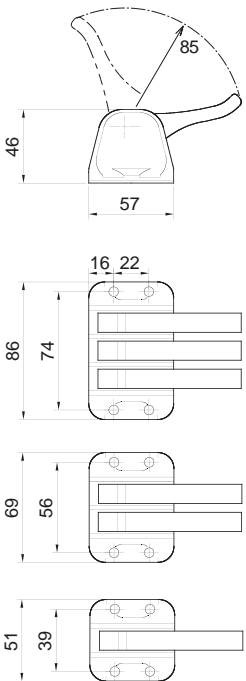


	BE06	BE10/TF	BE12/TF	BE16/TF
a	7.0mm	11.0mm	13.5mm	17.0mm
b	22.5mm	27.8mm	33.3mm	39.3mm
c	23.6mm	32.8mm	39.3mm	52.4mm
d	10.0mm	20.0mm	24.0mm	32.0mm
e	15.6mm	24.4mm	29.3mm	39.0mm
f	8.2mm	12.8mm	15.5mm	20.5mm

PAGE 38  
BRS SPINNAKER BLOCK



PAGE 38  
SUA MINI JAMMER



Drawings not to scale: Do not use as drill templates













Drawings not to scale: Do not use as drill templates





**PROTECT**  
NO LIMITS



PRODUCT	DECKVEST VITO	DECKVEST 6D	DECKVEST LITE+	DECKVEST LITE	DECKVEST LITE USCG	DECKVEST CENTO		AERO-PRO PFD	WING & FOIL PFD	ALTO BELT PACK		DURO SOLAS	DURO+	DURO
RECOMMENDED FOR:	170N/275N Lifejacket Harness with Optional Harness Release System, developed from our work with the Volvo Ocean Race.	All sailors who require a full specification offshore lifejacket with deck harness	For those wanting a lightweight lifejacket with the added security of a deck harness	Lightweight lifejacket for fast craft, all sail & powerboats. Ideal for inshore & coastal waters	USCG Approved lightweight lifejacket for fast craft, all sail & powerboats. Ideal for inshore & coastal water	Junior lifejacket harness for kids approximately 8-15 years old who weigh 20-50kg		50N performance flotation for high agility dinghy, multihull and keelboat sailing	50N flotation for keelboat, dinghies, RIBs and watersports	75N inflatable aid for tenders, SUP, kayaks, RIBs & other inshore water activities		Marine professionals requiring SOLAS approved PPE	275N Lifejacket with Deck Harness designed for commercial and marine professionals	170N/275N Lifejacket designed for commercial and marine professionals
50N BUOYANCY	-	-	-	-	-	-		✓	✓	✓ (75N actual)		-	-	-
100N BUOYANCY	-	-	-	-	-	✓		-	-	-		-	-	-
170N BUOYANCY	✓	✓	✓	✓	✓	-		-	-	-		-	-	✓
275N BUOYANCY	✓	✓	-	-	-	-		-	-	-		-	✓	✓
275N TWIN CHAMBER	-	-	-	-	-	-		-	-	-		✓	-	-
PRO SENSOR ELITE	-	✓	-	-	-	-		-	-	-		-	✓	✓
UML MK5	-	-	✓	✓	-	✓		-	-	-		✓	-	✓ Standard
HAMMAR®	✓	-	-	-	-	-		-	-	-		-	-	-
HALKEY ROBERTS V95000 PRO HYDRO	-	-	-	-	✓	-		-	-	-		-	-	-
HALKEY ROBERTS V87000M (MANUAL)	-	-	-	-	-	-		-	-	✓		-	-	-
SIZE	One Size	One Size	One Size	One Size	One Size	One Size		S, M, L	XS, S, M, L, XL	One Size		One Size	One Size	One Size
COLOUR														
WEIGHT	170N-1240g (2lb 12oz) 275N- 1500g (3lbs 5oz)	170N-1300g (2lb 9oz) 275N-1500g (3lbs 3oz)	860g (1lb 14.3oz)	860g (1lb 14.3oz)	860g (1lb 14.3oz)	720g (1lb 9.4oz)		730g (1lb 9.7oz)	Wing - 470g (1lb 0.6oz) Foil - 470g (1lb 0.6oz)	376g (13.3oz)		2002g (4lb 6.6oz)	950g (2lb 1.5oz)	170N-950g (2lb 1.5oz) 275N-1250g (2lb 2.1oz)
DECK HARNESS	✓	✓	✓	-	-	✓		-	-	-		-	✓	-
HARNESS RELEASE SYSTEM (HRS™)	Optional	Optional	-	-	-	-		-	-	-		-	-	-
PACK ATTACHMENT POINTS	✓	✓	✓	✓	✓	✓		-	-	-		✓	✓	✓
CROTCH STRAPS	✓	✓	✓	✓	✓	✓		-	-	-		✓	✓	✓
SPRAYHOOD	✓	✓	Optional Accessory	Optional Accessory	Optional Accessory	Optional Accessory		-	-	-		Optional Accessory	Optional Accessory	Optional Accessory
SAFETY LINE CUTTER	-	Optional	Optional Accessory	-	-	Optional Accessory		-	-	-		-	Optional Accessory	-
PYLON™ LIFEJACKET LIGHT	✓	✓	Optional Accessory	Optional Accessory	Optional Accessory	Optional Accessory		-	-	-		✓	Optional Accessory	Optional Accessory
LUME-ON™ LIGHTS	✓	✓	Optional Accessory	Optional Accessory	Optional Accessory	Optional Accessory		-	-	Optional Accessory		Optional Accessory	Optional Accessory	Optional Accessory
AIS MOB1	Optional Accessory	Optional Accessory	Optional Accessory	Optional Accessory	Optional Accessory	Optional Accessory		-	-	-		Optional Accessory	Optional Accessory	Optional Accessory
5 YEAR WARRANTY	✓	✓	✓	✓	✓	✓		2 years	2 years	2 years		2 years	2 years	2 years
THROUGH LIFE SUPPORT	✓	✓	✓	✓	✓	✓		✓	✓	✓		✓	✓	✓





HARNESS RELEASE SYSTEM (HRS) OPTIONAL

ISO12402-1 Deck Safety Harness

Soft loop attachment point for safety line, located on front of lifejacket for ease of access. The soft loop attachment point for safety line can be released in an emergency to free a person from their safety line

- Activation handle located behind soft loop, easy to locate, grab and pull
- Soft loop attachment released and open
- User separated from safety line and boat
- Easily reset to use again



1) PULL HRS™ HANDLE TO ACTIVATE

2) HARNESS LOOP RELEASES

DECKVEST 6D FULL SPECIFICATION AUTOMATIC INFLATING LIFEJACKET HARNESS

FEATURES

- 170N and 275N Buoyancy
- One Size
- UML Pro Sensor Elite activation system
- Improved front opening buckle with smooth body adjuster system
- Optional Harness Release System (HRS™)
- Enhanced shoulder fit system for the perfect fit – every time – all day
- Enhanced back profile for clean, unobtrusive look and fit
- Hard wearing coated fabrics in key areas
- New sprayhood design with large visor – stored away from neck
- Firing system on rear of bladder for improved comfort and reduced snagging when inflated
- 40mm Single Leg Strap with stowage pocket - extra wide, easy to locate
- Pylon 360° lifejacket light fitted
- Lume-On bladder illumination lights fitted
- MOB1 AIS Compatible
- 5 Year Warranty



275N BENEFITS

170N is the recommended buoyancy for offshore sailing. Although bulkier, a 275N lifejacket may be of benefit to certain users:

- May turn over a face-down body quicker
- May hold the user's head higher out of water
- Supports the extra weight of tools or equipment and provides extra flotation for commercial users

Part No.	Description
<b>Deckvest 6D 170N</b>	
DW-LJH6D/A	Deckvest 6D 170N (Charcoal & Black)
DW-LJH6D/ACY	Deckvest 6D 170N (Citrus & Black)
DW-LJH6D/APB	Deckvest 6D 170N (Pacific Blue & Black)
DW-LJH6D/ATW	Deckvest 6D 170N (Tropic White & Black)
<b>Deckvest 6D 170N with HRS System</b>	
DW-LJH6D/A/HRS	Deckvest 6D 170N with HRS System (Charcoal & Black)
DW-LJH6D/ACY/HRS	Deckvest 6D 170N with HRS System (Citrus & Black)
DW-LJH6D/APB/HRS	Deckvest 6D 170N with HRS System (Pacific Blue & Black)
DW-LJH6D/ATW/HRS	Deckvest 6D 170N with HRS System (Tropic White & Black)
<b>Deckvest 6D 275N</b>	
DW-LJH6D/A275	Deckvest 6D 275N (Charcoal & Black)
DW-LJH6D/A275CY	Deckvest 6D 275N (Citrus & Black)
DW-LJH6D/A275PB	Deckvest 6D 275N (Pacific Blue & Black)
DW-LJH6D/A275TW	Deckvest 6D 275N (Tropic White & Black)
<b>Deckvest 6D 275N with HRS System</b>	
DW-LJH6D/A275/HRS	Deckvest 6D 275N with HRS System (Charcoal & Black)
DW-LJH6D/A275CY/HRS	Deckvest 6D 275N with HRS System (Citrus & Black)
DW-LJH6D/A275PB/HRS	Deckvest 6D 275N with HRS System (Pacific Blue & Black)
DW-LJH6D/A275TW/HRS	Deckvest 6D 275N with HRS System (Tropic White & Black)



Approvals

CE Approved  
ISO12402-3 170N Lifejacket  
ISO12402-2 275N Lifejacket  
ISO12401 Deck Harness

Optional Fitting

AIS MOB1 Unit  
Deckvest 6D Harness Release System  
Manual conversion kit  
DW-MOB/1  
DW-HRS/6D  
DW-MAK/E



# DECKVEST 6D

## FULL SPECIFICATION AUTOMATIC INFLATING LIFEJACKET HARNESS WITH OPTIONAL HRS™



OPTIONAL  
AIS  
MOB1  
UNIT



PYLON™ LIFEJACKET  
LIGHT FITTED  
(SOLAS APPROVED)



SPRAY HOOD  
FITTED



SHOULDER FIT  
SYSTEM, SITS ON  
SHOULDERS FOR A  
COMFORTABLE FIT



COVERED  
QUICK-BURST  
ZIP



RECESSED  
MANUAL  
ACTIVATION  
HANDLE




CHEST PACK  
ATTACHMENT  
POINTS



INDICATOR  
WINDOW ON  
REAR



HIGHLY  
VISIBLE  
RED LIFTING  
STRAP



LUME-ON™  
LIFEJACKET  
ILLUMINATION  
LIGHTS FITTED



ORAL INFLATION  
TUBE & WHISTLE  
FITTED



BACK  
ADJUSTMENT  
POINT



PRO SENSOR  
ELITE  
FIRING  
HEAD



LIGHTWEIGHT  
SOFT LOOP  
SAFETY LINE  
ATTACHMENT POINT



ISO12402-1  
INTEGRATED  
DECK  
HARNESS



HARNESS  
RELEASE  
SYSTEM (HRS™)  
OPTIONAL



40MM  
EXTRA WIDE  
CROTCH STRAP



SMOOTH  
BODY ADJUSTER  
SYSTEM





DECKVEST VITO OFFSHORE LIFEJACKET HARNESS WITH OPTIONAL HRS™



OPTIONAL  
AIS  
MOB1  
UNIT



PYLON™ LIFEJACKET  
LIGHT FITTED  
(SOLAS APPROVED)



STRUCTURED  
SPRAY HOOD  
FITTED



SHOULDER FIT  
SYSTEM, SITS ON  
SHOULDERS FOR A  
COMFORTABLE FIT



COARSE AND FINE  
TUNE ADJUSTMENT.  
FIT LIFEJACKET TO  
BODY SIZE



RECESSED  
MANUAL  
ACTIVATION  
HANDLE



CHEST PACK  
ATTACHMENT  
POINTS



QUICK  
BURST  
ZIP



HIGHLY  
VISIBLE  
RED LIFTING  
STRAP





LUME-ON™  
LIFEJACKET  
ILLUMINATION  
LIGHTS FITTED



ORAL INFLATION  
TUBE & WHISTLE  
FITTED



BELT END  
TIDY &  
LIGHTWEIGHT  
METAL BUCKLE



HAMMAR  
HYDROSTATIC  
INFLATION  
SYSTEM



LIGHTWEIGHT  
SOFT LOOP  
SAFETY LINE  
ATTACHMENT POINT



ISO12402-1  
INTEGRATED  
DECK  
HARNESS



HARNES  
RELEASE  
SYSTEM (HRS™)  
OPTIONAL



40MM  
EXTRA WIDE  
CROTCH STRAP



DURABLE RIP STOP  
FABRIC & ADDED  
PROTECTION  
IN HIGH IMPACT AREAS

DECKVEST VITO OFFSHORE LIFEJACKET HARNESS WITH OPTIONAL HRS™

Deckvest VITO is the latest Spinlock inflatable lifejacket harness technology, based on our design work for the Volvo Ocean Race teams. All teams were equipped with the same inflatable lifejacket harness developed in collaboration with a core group of Volvo offshore sailors. Fundamental to the new design was a lifejacket that crews actually want to wear more frequently, with developed custom features.

FEATURES

- Striking design finish in durable rip stop fabric
- 170N or 275N buoyancy with Hammar hydrostatic automatic inflator
- Optional Harness Release System (HRS™)
- Structured fit allows easy donning with simple to adjust buckles
- Coarse and fine tune adjustment. Fit lifejacket to body size. Fine tune adjust each time for layers
- Added protection in high impact areas
- Structured sprayhood
- Pylon™ 360 lifejacket light fitted
- Lume-On™ bladder illumination lights fitted
- 40mm leg strap with stowage

HARNESS RELEASE SYSTEM (HRS) OPTIONAL

ISO12402-1 Deck Safety Harness

Soft loop attachment point for safety line, located on front of lifejacket for ease of access. Soft loop attachment point for safety line can be released in an emergency to free a person from their safety line.

- Activation handle located behind soft loop, easy to locate, grab and pull
- Soft loop attachment released and open
- User separated from safety line and boat




- 1) PULL HRS™ HANDLE TO ACTIVATE
- 2) HARNESS LOOP RELEASES




Approvals	Part No.	Description
CE Approved	DW-VT/H170	Deckvest VITO 170N Lifejacket Harness
ISO12402-3 170N Lifejacket	DW-VT/H170/HRS	Deckvest VITO 170N Lifejacket Harness with HRS
ISO12402-2 275N Lifejacket	DW-VT/H275	Deckvest VITO 275N Lifejacket Harness
ISO12401 Deck Harness	DW-VT/H275/HRS	Deckvest VITO 275N Lifejacket Harness with HRS
Optional Fitting		
AIS MOB1 Unit	DW-MOB1	
Chest Pack	DW-PCC	
Deckvest VITO Harness Release System	DW-HRS	




DECKVEST LITE & LITE+ 170N ULTRA-LIGHTWEIGHT LIFEJACKET




OPTIONAL  
AIS MOB1 UNIT




OPTIONAL  
PYLON™ LIFEJACKET LIGHT




OPTIONAL  
SPRAY HOOD



RECESSED SINGLE CROTCH STRAP



FIXED BACK STRAP & COLOUR MATCH WEBBING



MANUAL ACTIVATION HANDLE & QUICK BURST ZIP



CHEST PACK ATTACHMENT POINTS



MANUAL CONVERSION KIT AVAILABLE



HIGHLY VISIBLE RED LIFTING STRAP





LUME-ON™ LIFEJACKET ILLUMINATION LIGHTS FITTED  
OPTIONAL



ORAL INFLATION TUBE & WHISTLE



COMPACT UML MK5i FIRING HEAD



LITE+ INTEGRATED DECK HARNESS  
LITE+



LITE COMES WITH RECESSED BELT CLIP  
LITE



LITE+ RECESSED METAL BUCKLE  
LITE+

DECKVEST LITE ULTRA-LIGHTWEIGHT LIFEJACKET

TARGET USERS

Ideal for fastcraft, RIBs, power and sail boating, paddle sport, fishing and open powercraft

FEATURES

- New clean, contemporary design
- Designed for the perfect fit - every time
- Lightweight low profile design
- Durable honeycomb ripstop cover fabric
- 170N (38lbs) buoyancy
- One size
- Single crotch strap with recessed clip reduces risk of snagging
- Muted highly reflective panel detail
- Clipping area for PLB / VHF
- Attachment point for optional Sprayhood (see page 90-91)
- Attachment point for optional Chest Pack (see page 86)
- Attachment point for kill cord or VHF leash
- Webbing end tidy
- Neoprene neck panel for added comfort



- Black Graphite (A)
- Pacific Blue (APB)
- Grenadine Pink (AGP)
- Tropic White (ATW)
- Flow Green (AFG)



CE Approved ISO12402-3 Lifejacket

Model	Description
DW-LTE/A	Deckvest LITE, Black
DW-LTE/ATW	Deckvest LITE, Tropic White
DW-LTE/APB	Deckvest LITE, Pacific Blue
DW-LTE/AGP	Deckvest LITE, Grenadine Pink
DW-LTE/AFG	Deckvest LITE, Flow Green
DW-SHD/170-F	LITE sprayhood Fitted
DW-PYL/L1-F	Pylon™ lifejacket light Fitted
DW-LMN-F	Lume-On™ Fitted
DW-MOB/1-F	Ocean Signal MOB1 Unit Fitted
DW-MAK	UML Manual Conversion Kit available





# DECKVEST LITE +

# ULTRA-LIGHTWEIGHT LIFEJACKET WITH HARNESS

## TARGET USERS

Ideal for those wanting a lightweight lifejacket with the added security of a harness

## FEATURES

- Harness version of the popular Deckvest LITE
- Lifejacket Harness with soft loop safety line clipping point
- Quick and easy to use anodised buckle
- Designed for the perfect fit - every time
- Lightweight low profile design
- Durable honeycomb ripstop cover fabric
- 170N (38lbs) buoyancy
- One size
- Single crotch strap with recessed clip reduces risk of snagging
- Clipping area for PLB / VHF
- Attachment point for optional Sprayhood (see pages 90-91)
- Attachment points for optional Chest Pack (see page 86)
- Attachment point for kill cord or VHF leash
- Webbing end tidy
- Neoprene neck panel for added comfort



Black Graphite

## DECKVEST LITE & LITE+ INFLATION SYSTEM

UML Mk5 + Mk5i firing cap - Water sensitive activation system which uses a compressed paper capsule (see page 92)

Model	Description
DW-LTH/A	Deckvest LITE+ Black
DW-SHD/170-F	Deckvest LITE+ Sprayhood
DW-PYL/L1-F	Pylon™ Lifejacket light Fitted
DW-LMN-F	Lume-On™ Bladder Illumination Lights Fitted
DW-MOB/1-F	Ocean Signal MOB1 Unit Fitted
DW-MAK	UML Manual Conversion Kit available

### DECKVEST LITE & LITE+ OPTIONAL FITTING


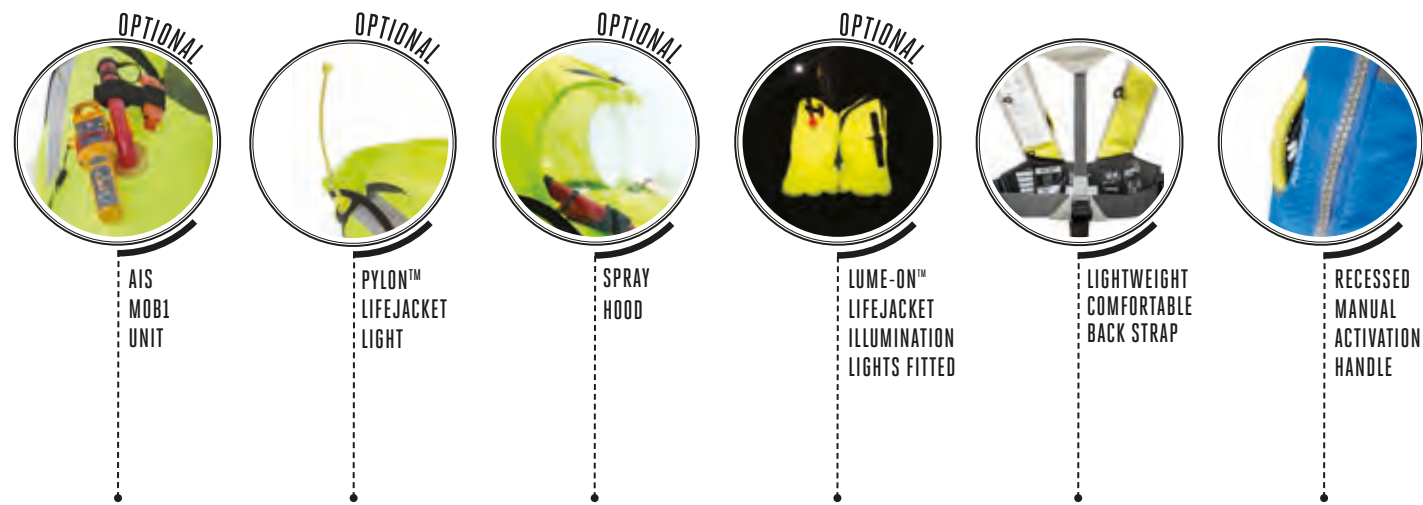
- Pylon™ Lifejacket Light
- Lume-On™ Bladder Illumination Lights
- Sprayhood
- AIS MOB1 Unit

CE Approved ISO12402-3 Lifejacket  
ISO12401 Deck Harness



DECKVEST LITE USCG

ULTRA-LIGHTWEIGHT 160N AUTOMATIC LIFEJACKET



DECKVEST LITE USCG

ULTRA-LIGHTWEIGHT 160N AUTOMATIC LIFEJACKET

A new, fully updated, refreshed design of the iconic Spinlock Deckvest LITE lifejacket. Ideal for all watersports, boaters, kayak, fishing and SUP

FEATURES

- Clean, contemporary design
- Designed for the perfect fit - every time
- Lightweight low profile design
- Durable honeycomb ripstop cover fabric
- 160N (36lbs) buoyancy
- One size
- Webbing end tidy
- Single crotch strap with recessed clip reduces risk of snagging
- Muted highly reflective panel detail
- Clipping area for PLB / VHF
- Attachment point for optional sprayhood
- Attachment point for Chest Pack
- Attachment point for kill cord or VHF leash
- Window for checking firing head status
- Neoprene neck panel for added comfort



Part No.	Description
DW-LCG/R	Deckvest LITE USCG, Black
DW-LCG/RPB	Deckvest LITE USCG, Pacific Blue
DW-LCG/RTW	Deckvest LITE USCG, Tropic White

Approvals
USCG Type 2

Optional Fitting	
Sprayhood LITE	DW-SHD/170
Pylon™ SOLAS approved lifejacket light	DW-PYL/L1
Lume-On™ Bladder illumination lights	DW-LMN
Ocean Signal MOB1 Unit	DW-MOB/1


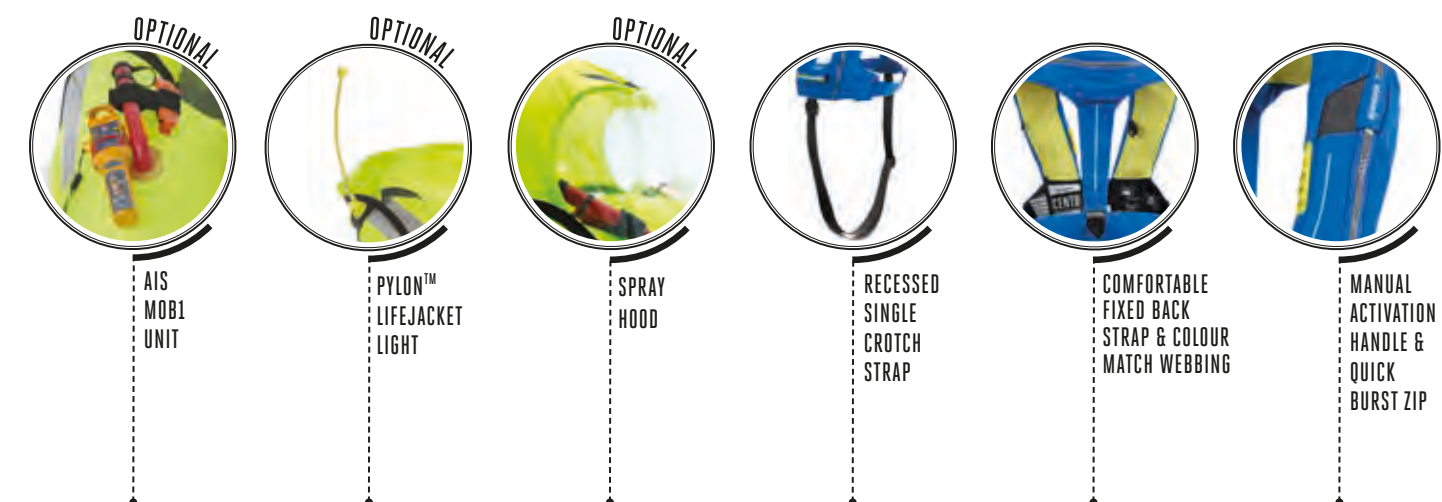


- Black Graphite (B)
- Pacific Blue (RPB)
- Tropic White (RTW)





# DECKVEST CENTO JUNIOR 100N LIFEJACKET HARNESS



# DECKVEST CENTO JUNIOR 100N LIFEJACKET HARNESS

## TARGET USERS

For junior sailors aged approximately 7 to 15 years old, weighing 20-50kgs

## FEATURES

Junior 150N Category Lifejacket Harness (100N actual buoyancy)

Weight range 20-50kgs

Compact and lightweight with form-fitting shape

Neoprene neck panel for added comfort

Soft loop harness attachment point

Lightweight easy adjust belt

Single Crotch Strap

Automatic inflation – UML Mk 5

Attachment for optional Pylon™ Light (see page 90-91)

Attachment for optional Sprayhood (see page 90-91)

Through Life Support (TLS) Registration extends product warranty to 5 years



- Pacific Blue (APB)
- Grenadine Pink (AGP)



## OPTIONAL FITTING

- Pylon™ Lifejacket Light
- Lume-On™ Bladder Illumination Lights
- Sprayhood
- AIS MOB1 Unit

CE Approved ISO12402-3 Lifejacket  
ISO12401 Harness

Model	Description
DW-CEN/APB	Deckvest Cento, Pacific Blue
DW-CEN/AGP	Deckvest Cento, Grenadine Pink
DW-SHD/100-F	Cento Sprayhood
DW-PYL/L1-F	Pylon™ lifejacket light
DW-LMN-F	Lume-On™ Bladder Illumination Lights Fitted
DW-MOB/1-F	Ocean Signal MOB1 Unit Fitted
DW-MAK	UML Manual Conversion Kit available





# WING & FOIL 50N HIGH AGILITY FLOTATION PFD

## TARGET USERS

Ideal for dinghies, keelboats, RIBs and watersports

## FEATURES

- 50N buoyancy
- Low profile with low snag body fit system
- Tapered high cut for action and mobility
- Internal 'GRIP' print
- Front and side zip versions
- Stretch mesh outer pocket with internal security pocket (WING)
- Two stretch mesh front pockets (FOIL)
- Articulated back panelling (FOIL)
- Dry coated elastic side panels to reduce water absorption
- Available in sizes S, M, L & XL
- WING available in XS



- Black Graphite (BG)
- Cobalt Blue (CB)
- Mercury Red (MR)



CE Approved ISO12402-5

COLOUR	BLACK GRAPHITE ●		COBALT BLUE ●	MERCURY RED ●
MODEL	WING PFD	FOIL PFD	WING PFD	WING PFD
SIZE	SIDE ZIP	FRONT ZIP	SIDE ZIP	SIDE ZIP
XS	DW-BA/SBG	-	DW-BA/SCB	DW-BA/SMR
S	DW-BA/S1BG	DW-BA/F1BG	DW-BA/S1CB	DW-BA/S1MR
M	DW-BA/S2BG	DW-BA/F2BG	DW-BA/S2CB	DW-BA/S2MR
L	DW-BA/S3BG	DW-BA/F3BG	DW-BA/S3CB	DW-BA/S3MR
XL	DW-BA/S4BG	TDW-BA/F4BG	DW-BA/S4CB	DW-BA/S4MR





# ALTO BELT PACK 75N WAIST-WORN FLOTATION AID

Designed for a range of watersports, the ALTO is a lightweight, compact, inflatable flotation device worn around the waist. Manually operated, the inflatable tube is released from the waist pack and then supports the user under the arms and around the chest. ALTO offers users such as SUP, fishermen and boaters, a simple and easy to use inflatable pack that feels invisible when worn.

## FEATURES

- Large 75N of emergency buoyancy
- Compact and lightweight adjustable waist belt for a simple, close fit
- Can be worn on front or back
- Manually activated
- ISO12402-5 50N Buoyancy Aid
- ISO12402-6 Special Purpose Buoyancy Aid



Part No.	Item Description
DW-AT/M75	ALTO 75N Flotation Aid (Black)
DW-AT/M75/AB	ALTO 75N Flotation Aid (Atoll Blue)
DW-AT/M75/FO	ALTO 75N Flotation Aid (Fluro Orange)
DW-AT/M75/SY	ALTO 75N Flotation Aid (Sunflower Yellow)
DW-RAK/75	ALTO rearming kit (2 x 16g CO2 & 2 x manual clips)

## Optional Fitting

Lume-On™ Bladder illumination lights DW-LMN



RE-ARMING KIT: DW-RAK/75





AERO PRO 50N HIGH AGILITY FLTATION PFD



AERO PRO DYNAMIC BODY PROFILED 50N FLOTATION VEST

TARGET USERS

For high agility dinghy, multihull and keelboat sailing

FEATURES

- 50N Flotation vest for high agility sailing
- Durable high stretch woven construction for close fitting body
- Wrap around, close fitting neck collar
- Over length waist gaiter with trapeze hook opening
- Short sleeves
- Ultra flexible, high buoyancy soft foam
- High gloss cover finish to reduce wind and water resistance
- Airwave Technology for improved airflow
- Low profile stretch pocket
- Available in 3 sizes
- Access pocket for optional:
- D30® Impact Protection, Back Protector
  - or
  - Hydration bladder with oral tube feed



Black

**D30® IMPACT PROTECTION BACK PROTECTOR**

- D30® patented technology
- Certified to exceed the performance requirements of EN1621-2:2014
- Ergonomic design for comfort and protection

Please note: No personal protection equipment can offer complete protection against all injuries. The user hereby agrees to absolve the manufacturer of all liability in respect of any personal injury

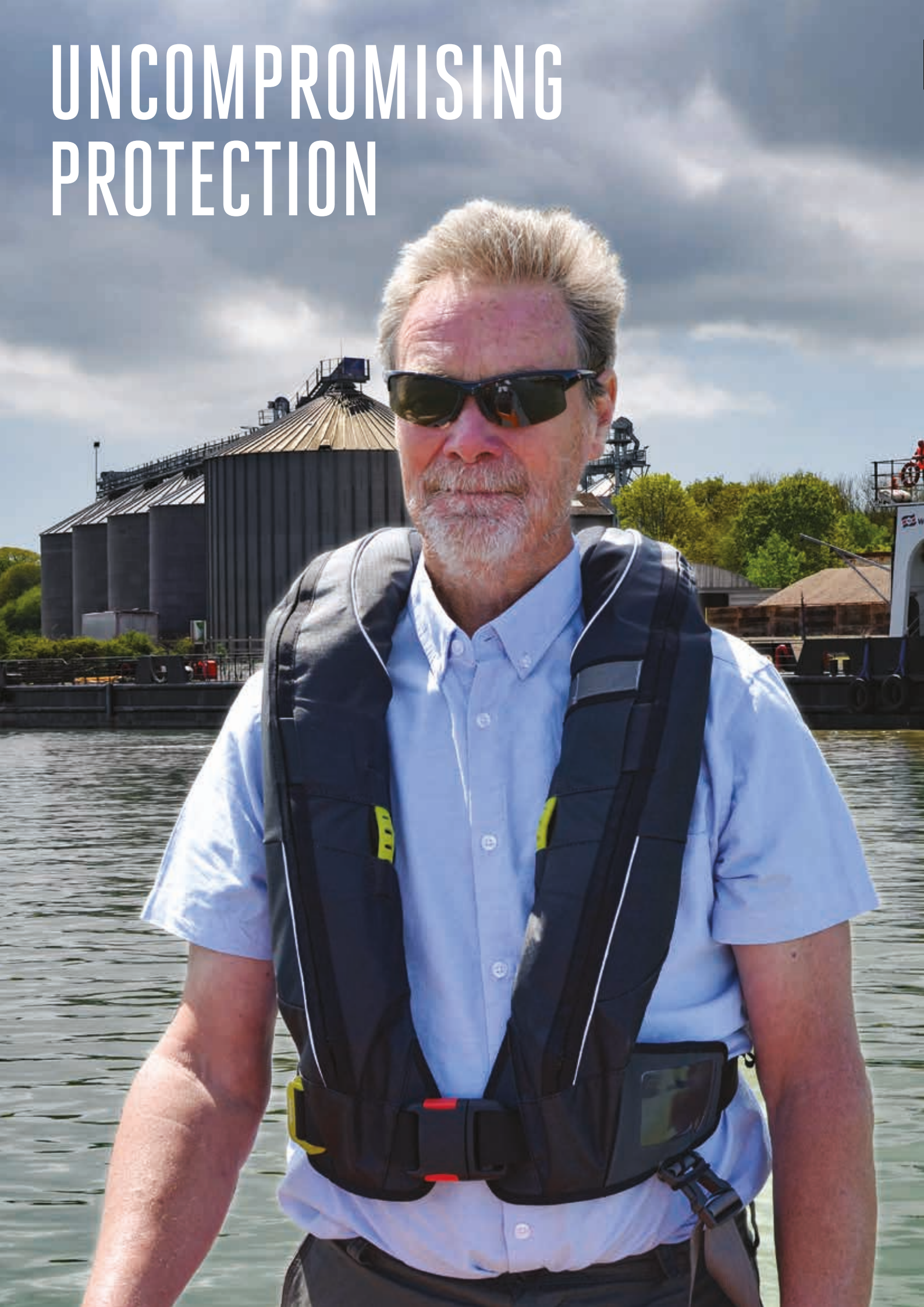
CE Approved 50N Buoyancy ISO12402-5

Model	Description
DW-BAR/1	Aero Pro, size 1
DW-BAR/2	Aero Pro, size 2
DW-BAR/3	Aero Pro, size 3
DW-BBP	Aero Pro, Back protector, Small
DW-BBP/L	Aero Pro, Back protector, Medium Large
DW-HYB	Aero Pro, Hydration bladder





# UNCOMPROMISING PROTECTION



## DURO SOLAS SOLAS APPROVED 275N TWIN CHAMBER LIFEJACKET

Our popular DURO SOLAS 275N lifejacket has been engineered for demanding use and conditions with a new heavy-duty, durable outer cover. An improved buckle system ensures easy donning, ultimate comfort and fit

### FEATURES

- Now includes heavy duty outer cover
- Approval to latest 2010 SOLAS standard
- 275N (62 lbs) Buoyancy twin chamber lifejacket
- Structured shape and body for ultimate comfort and agility
- Single Belt adjustment with single crotch strap
- Compatible with most fall-arrest harness models
- Twin automatic inflation: UML Mk5, 2 x 60g CO2 cylinders
- Unique bladder shape lifts and supports body higher when in water
- Pylon™ lifejacket light included
- Designed to be worn for extended periods of time in conjunction with other kit
- Heavy duty zip closure with protective covers
- Floating 'Buddy Line'
- Logo printing available
- Window pocket for ID/asset tracking

#### OPTIONAL FITTING

- Lume-On™ Bladder Illumination Lights
- Sprayhood
- AIS MOB1 Unit
- Pro-Tech Protective Cover
- Chest Pack



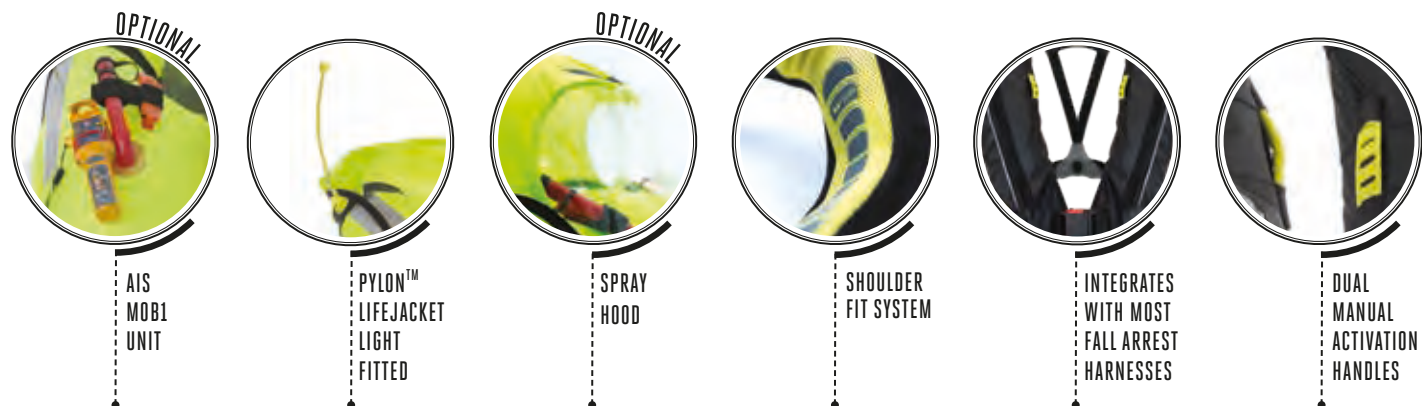
Model	Description
DW-SLS	DURO SOLAS Twin Chamber 275N lifejacket
DW-SHD/SLS-F	Sprayhood
DW-LMN-F	Lume-On™ Bladder Illumination Lights Fitted
DW-MOB/1-F	Ocean Signal MOB1 Unit Fitted

CE Approved ISO12402-2 Lifejacket  
2010 SOLAS MSC200 (80)



# DURO SOLAS

## SOLAS APPROVED 275N TWIN CHAMBER COMMERCIAL LIFEJACKET



# DURO +

## 275N COMMERCIAL LIFEJACKET WITH SAFETY HARNESS







**DURO+**

# 275N COMMERCIAL LIFEJACKET WITH SAFETY HARNESS

Based on our award winning Deckvest 5D, the Duro+ offers commercial marine users the ultimate in comfort and fit in a lifejacket harness

## FEATURES

- Designed to withstand the demands of tough environments
- 275N (62lbs) buoyancy
- Extra durable cover materials for a long life
- Low profile, compact design
- Chest and back adjustment for easy fit every time
- One size
- Single crotch strap with recessed clip reduces risk of snagging
- Cover window for CO2 Cylinder & Firing Head visual status
- ID and Asset Track Pocket

### OPTIONAL FITTING

- Pylon™ SOLAS Lifejacket Light
- Lume-On™ Bladder Illumination Lights
- Sprayhood
- AIS MOB1 Unit
- Pro-Tech Protective Cover
- Chest Pack



Model	Description
DW-LTDH/A275	DURO+ 275N lifejacket
DW-SHD/170-F	Deckvest LITE+ sprayhood
DW-PYL/L1-F Pylon™	Lifejacket light Fitted
DW-LMN-F Lume-On™	Bladder Illumination Lights Fitted
DW-MOB/1-F	Ocean Signal MOB1 Unit Fitted
DW-MAK	UML Manual Conversion Kit available

CE Approved    ISO12402-2 275N  
ISO12401 Deck Harness



# DURO COMPACT 170N & 275N WORKWEAR LIFEJACKET



# DURO COMPACT 170N & 275N WORKWEAR LIFEJACKET

## TARGET USERS

Commercial Marine and people working on or near water

## FEATURES

Designed to withstand the demands of tough environments

170N and 275N Versions (38lbs and 62lbs) buoyancy

Extra durable cover materials for a long life

Lightweight, low profile, compact design with easy side donning

One size

Straps with soft rear moulding reduces twisting and aids adjustment

Double crotch strap with recessed clip reduces risk of snagging

Clipping area for PLB / VHF

Clear pocket for identification card

Boat name/branded printing available

Attachment point for optional sprayhood (see page 90-91)

Attachment point for optional Chest Pack (see page 86)

Attachment for kill cord or VHF leash

Automatic inflation – UML Mk 5

## INFLATION SYSTEM

UML Mk5 or Pro Sensor Elite - Water sensitive activation system which uses a compressed paper capsule

## CUSTOMISABLE SPECIFICATION

Model	Description
DW-LTD/A170	Deckvest DURO 170N, Black
DW-LTD/A275	Deckvest DURO 275N, Black
DW-LTD/A170FO	Deckvest DURO 170N, Fluro Orange
DW-LTD/A275FO	Deckvest DURO 275N, Fluro Orange
DW-MOB/1-F	Ocean Signal MOB1 Unit Fitted
DW-PY/L1-F	Pylon Lifejacket Light Fitted
DW-LMN-F	Lume-On™ Lifejacket Bladder Illumination x 2 Fitted
DW-SHD/170-F	Deckvest DURO Sprayhood Fitted, 170N
DW-SHD/275-F	Deckvest DURO Sprayhood Fitted, 275N
DW-TEC-F	Pro-Tech Protective Cover Fitted
DW-MAK	UML Manual Conversion Kit available



- Black
- Fluro Orange (FO)



### OPTIONAL FITTING

- Lume-On™ Bladder Illumination Lights
- Sprayhood
- AIS MOB1 Unit
- Pro-Tech Protective Cover

CE Approved ISO12402-3 170N Lifejacket  
ISO12402-2 275N Lifejacket



LUME-ON™

LIFEJACKET BLADDER ILLUMINATION

FEATURES

- 2 flashing LED Lights (pair) illuminate the inflated lifejacket bladder to increase visibility and aid location
- Water activated - waterproof (IP68)
- Uses the inflated lifejacket bladder as diffuser to increase visibility
- Compact design
- Attaches and integrates only in lifejackets with separate bladder and cover construction. Sticks directly to underside of inflatable chamber
- Retail packaged as a pair of self adhesive lights
- Standard feature on Deckvest 6D and Vito
- Multiple award winning product; including DAME design award 2015




Model	Description
DW-LMN	Lume-On™ - Lifejacket Bladder Illumination x 2

PYLON™

LIFEJACKET LIGHT FOR COMPLETE ALL-ROUND VISIBILITY

FEATURES

- High visibility LED light
- Compact, easily attachable lifejacket light
- Raised 23cm antenna light significantly improves 360° visibility
- Retrofits to other inflatable lifejackets with included elasticated strap
- Water activated with on/off switch
- 5 year shelf life
- Standard press to test feature on Deckvest 6D and Vito



Model	Description
DW-PY/L1	1 Single retail unit

Approvals

Latest SOLAS MED and USCG Approvals  
Marine Equipment Directive

AIS MOB1

INTEGRATED AIS MOB

- AIS MOB device designed to fit & integrate in the Deckvest range
- The Ocean Signal rescueME MOB1 personal AIS (Automatic Identification System) device is designed to be fitted to the complete Deckvest range and assist in Man Overboard recovery
- The rescueME MOB1 can be supplied integrated and installed ready to use in your Deckvest lifejacket

FEATURES

- Designed to be fully integrated into the lifejacket system
- The most compact AIS Unit on the market – up to 30% smaller
- Slim, lightweight & streamlined
- AIS unit deploys automatically on lifejacket inflation
- Integrated strobe light for maximum visibility
- 7 year battery life
- 24+ hour operational life
- 5 year warranty
- Supplied integrated and installed ready to use
- Once activated your MOB1 will transmit an alert to all AIS receivers and AIS enabled plotters in the vicinity. The integrated GPS ensures precise location is sent to your vessel and any others that may be assisting
- An additional feature of the MOB1 is its ability to activate the DSC alarm on your vessel's VHF
- Full details of MOB1 available at [www.oceansignal.com](http://www.oceansignal.com)

Model	Description
DW-MOB1	Ocean Signal AIS MOB1 unit





PERFORMANCE **SAFETY LINES**

ULTRA-LIGHTWEIGHT SAFETY LINES

FEATURES

Lighter and more compact than conventional safety lines

Easy to use lightweight clip with wide opening gate

Webbing 'Dry Coated' to reduce water absorption and stay lighter for longer

Overload Indicator

DW-STR/03/C and DW-STR/3L are both compliant with section 5.02.2 of the Offshore Special Regulations. ALL crew members to have a tether with 3 points of attachment, for category 0,1,2 & 3 races

World Sailing / ORC compliant

WARNING: THE SAFETY LINE HOOK MUST BE FREE TO ROTATE TO ALIGN WITH THE LOAD. LATERAL LOADING OF THE HOOK MUST BE AVOIDED

For users at least 16 years of age and 50kg+



TRIPLE CLIP, STRETCH  
DW-STR/03/C



DOUBLE CLIP, LOOP,  
STRETCH  
DW-STR/3L/C



SINGLE CLIP, LOOP,  
STRETCH  
DW-STR/2LE/C



DOUBLE CLIP, STRETCH  
DW-STR/02E/C

CE Approved    ISO12401

PERFORMANCE **KNEEPADS**

LOW PROFILE IMPACT PROTECTION

FEATURES

Slim and low profile design for ultimate long term comfort

High flex panelling – moves with the leg and knee to ensure the knee pad stays in place

High stretch, soft touch moulded foam provides patella support and protection

Extra tough 'Tatex' construction moulded outer fabric protection

Low volume back panelling prevents bulking

Available in 3 sizes; S, M and L

Extra grip - Sticky rubber compound increases grip in all conditions



Model	Description
DW-KPD/1	Kneepads - Small (pair)
DW-KPD/2	Kneepads - Medium (pair)
DW-KPD/3	Kneepads - Large (pair)





PACKS FOR ALL YOUR ESSENTIALS

CHEST PACK



DW-PCC



Smallest pack - suitable for personal essentials  
Lightly padded with structured two way zip for easy access  
Lanyard attachment and key clip for security  
'Toggle Fits' all Deckvest Models in chest position, left hand side  
Fits to any belt with secure double fold hook and loop attachment  
Self-draining

BELT PACK



DW-PCB



Mid size pack - suitable for daily essentials  
Lightly padded with structured two way zip for easy access  
Lanyard attachment and key clip for security  
Clear panel window  
Fits to any belt with secure double fold hook and loop attachment  
Self-draining

SIDE PACK



DW-PCS



Mid size pack - suitable for daily essentials  
Secure water bottle holder - includes 380ml bottle  
Lightly padded with structured two way zip for easy access  
Lanyard attachment and key clip for security  
Fits to any belt with secure double fold hook and loop attachment  
Self-draining

TOOL PACK



DW-PCT



Heavy duty soft tool bucket for carrying large items aloft  
Big enough for power tools, hammers and range of hand tools  
Hard wearing PU coated fabric  
3 large pockets  
Internal pocket for small items  
Lash points for tool security

DECKPACK



DW-DBG



Lightweight 27 litres backpack for stashing the day's essentials: quick access pocket, bottle pocket, laptop sleeve, name patch  
Printed version available for promotional use, including logos of Volvo Ocean Race, Land Rover BAR and Queen's Award  
DW-DBG/P 27L Deck Pack with partner printing (promotional)

DECK PRO REVOLUTIONARY DECK SAFETY HARNESS

TARGET USERS

Ideal for sailors who prefer to be 'clipped on' when sailing

FEATURES

- Ultra lightweight and comfortable design
- Easy to fit with quick adjust 'double back' twin buckles in marine grade stainless steel
- Soft loop tether attachment in high tensile webbing
- Shoulder straps shaped towards the centre of the chest, for exceptional comfort and freedom of movement
- 'S' Cutter accessory pocket (see page 77)
- Chest size adjustment 72-128cm (29-49")

CE approved ISO 12401

Model	Description
DW-DPH	Deck Pro





# MAST PRO

## MAST CLIMBING HARNESS



# MAST PRO

## NEXT GENERATION MAST HARNESS

### TARGET USERS


All working at height on board a yacht or powerboat

### FEATURES

- Re-engineered for improved comfort
- Extremely lightweight minimal design
- Super slim, structured waist belt spreads the load evenly over its full width, for comfort with reduced bulk
- Unique Ratchet-Fit™ adjustment on leg straps for a secure, easy fit
- Ergonomic sculptured waist belt and super wide leg straps for added comfort and lumbar support
- Designed for use in the marine environment
- Marine grade stainless steel 'double-back' buckles
- Tripping spike pocket - accessible from both sides
- User replaceable leg strap elastics
- Tool attachment points
- Spinlock FID tripping spike available (see page 77)
- Compatible with Tool Pack (see page 86)



Ratchet Fit™ leg adjustment

 Cobalt Blue

CE Approved  
0120 Type C - EN12277

Model	Description
DW-MPH	Mast Pro Harness





UPGRADES & SPARES

FOR PROTECT

PRODUCT	CODE	DESCRIPTION	INCLUDES
ALTO	DW-RAK/75	RE-ARMING KIT ALTO 75N	2 x 16g cylinders and 2 x clips
CENTO	DW-RAK/100	RE-ARMING KIT DECKVEST CENTO 100N	UML Firing head and 20g cylinder for Deckvest CENTO
LITE, LITE+, DURO 170N	DW-RAK	RE-ARMING KIT PRO SENSOR 170N	UML Firing head and 33g cylinder
DURO 275N, DURO+, DURO SOLAS	DW-RAK/275	RE-ARMING KIT PRO SENSOR 275N	UML Firing head and 60g cylinder Please note for Deckvest SOLAS: 2 x 60g cylinders may be required
Deckvest 5D 170N (2018 onwards) Deckvest 6D 170N	DW-RAK/E170	RE-ARMING KIT PRO SENSOR ELITE 170N	UML Elite Firing head and 33g cylinder
Deckvest 5D 275N (2018 onwards) Deckvest 6D 275N	DW-RAK/E275	RE-ARMING KIT PRO SENSOR ELITE 275N	UML Elite Firing head and 60g cylinder
USCG Deckvest LITE	DW-RAR/33G	RE-ARMING KIT HALKEY ROBERTS 170N	Halkey Roberts Bobbin and 33g Cylinder
Deckvest VITO 170N	DW-RAH/V170	RE-ARMING KIT VITO HAMMAR 170N	33g Cylinder with backing plate, HAMMAR activation head, Manual handle for VITO 170N (140mm) and rearming key CO2 cylinder, activation head and manual handle for Hammar® Hydrostatic
Deckvest VITO 275N	DW-RAH/V275	RE-ARMING KIT VITO HAMMAR 275N	60g Cylinder with backing plate, HAMMAR activation head, Manual handle for VITO 275N (250mm) and rearming key
Deckvest 5D HAMMAR (Pre-2018)	DW-RAH/150	RE-ARMING KIT HAMMAR 170N	33g Cylinder with backing plate, HAMMAR activation head, Manual handle for Deckvest 170N (230mm) and rearming key
Deckvest 5D HAMMER (Pre-2018)	DW-RAH/275	RE-ARMING KIT HAMMAR 275N	60g Cylinder with backing plate, HAMMAR activation head, Manual handle for Deckvest 275N (300mm) and rearming key
Deckvest 6D	DW-UMLE	FIRING HEAD PRO SENSOR ELITE	UML Pro Sensor ELITE firing head only
Deckvest 6D	DW-UML5	FIRING HEAD PRO SENSOR & MK5	UML Mk5 firing head only
CENTO	DW-CYD20	CO2 CYLINDER ONLY 20G	20g cylinder only
Deckvest 5D, 6D, LITE, LITE+, DURO	DW-CYD33	CO2 CYLINDER ONLY 33G	33g cylinder for 170N lifejackets
Deckvest 5D, 6D, VITO, DURO, DURO+, DURO SOLAS	DW-CYD60	CO2 CYLINDER ONLY 60G	60g cylinder for 275N lifejackets
Deckvest 5D (pre-2018) LITE, LITE+	DW-MAK	MANUAL CONVERSION KIT	Contains a blanking cap and manual tag for converting inflation systems to manual from automatic
Deckvest 5D, 6D (post-2018)	DW-MAK/E	MANUAL CONVERSION KIT PRO SENSOR ELITE	Contains a blanking cap and manual tag for converting UML Elite inflation systems to manual from automatic
CENTO	DW-SHD/100	SPRAYHOOD DECKVEST CENTO	Sprayhood for CENTO
170N 5D, LITE, LITE+, DURO 170N	DW-SHD/170	SPRAYHOOD 170N	Sprayhood for 170N 5D, LITE, LITE+, DURO

UPGRADES & SPARES

FOR PROTECT

PRODUCT	CODE	DESCRIPTION	INCLUDES
5D 275N, 6D 275N, DURO 275N, DURO+	DW-SHD/275	SPRAYHOOD 275N	Sprayhood for 275N 6D, 5D, DURO, DURO+
Deckvest 6D 170N	DW-SHD/170/6D	SPRAYHOOD DECKVEST 6D 170N	Sprayhood for Deckvest 6D 170N
Deckvest VITO 170N	DW-SHD/170/VT	SPRAYHOOD DECKVEST VITO 170N	Sprayhood for Deckvest VITO 170N
Deckvest VITO 275N	DW-SHD/275/VT	SPRAYHOOD DECKVEST VITO 275N	Sprayhood for Deckvest VITO 275N
DURO SOLAS	DW-SHD/SLS	SPRAYHOOD DURO SOLAS	Sprayhood for DURO SOLAS
Deckvest 5D Size 2 2014 onwards and SOLAS/DURO	DW-DTS/5D2	CROTCH STRAPS	Legstraps for Deckvest 5D, DURO, SOLAS Size 2
Deckvest 5D Size 3 2014 onwards	DW-DTS/5D3	CROTCH STRAPS	Legstraps for Deckvest 5D Size 3 2014 onwards
2009-2011 Deckvest Lifejacket Harness	DW-DTS/D2	CROTCH STRAPS	Crotch strap
2009-2011 Deckvest Lifejacket Harness	DW-DTS/D3	CROTCH STRAPS	Crotch strap
2012 onwards	DW-DTS/L	CROTCH STRAPS	Crotch strap
Deckvests 2007-2008	2007-2008 SG	CROTCH STRAPS	
Deckvest 2008- 2009	2008 ZP	CROTCH STRAPS	
Deckvest 5D 2012 onward	DTS-TGH	THIGH STRAPS	Thigh conversion kit
Fits inside Aero-Pro only	DW-BBP	AERO-PRO BACK PROTECTOR	D3O® Impact Protection Back Protector. Certified to exceed the performance requirements of EN1621-2:2014
Fits inside Aero-Pro only	DW-HYB	AERO-PRO HYDRATION PACK	Hydration pack
Can be retrofitted to all Deckvest models and most other brands of lifejacket	DW-LMN	LUME-ON	Lifejacket bladder illumination lights supplied fitted as standard to Deckvest VITO and 6D
Can be retrofitted to Deckvest LITE, LITE+, CENTO, DURO and most other brands of lifejacket	DW-PY/L1	PYLON LIGHT	Compact lifejacket light for complete all-round visibility. Supplied fitted as standard to Deckvest VITO, 6D and Deckvest SOLAS
6D, VITO, LITE+, CENTO	DW-CTR	SAFETY LINE CUTTER	Fast escape accessory for cutting a safety line under load 420 stainless steel blade - wax covered for protection Meets ISAF and ORC recommendations Provides the best protection against the risk of safety line clips becoming unreleasable
MAST-PRO HARNESS	DW-FID	TRIPPING SPIKE	Improved design with shackle key for sizes 5-14mm Sized for snap shackles up to Tylaska T20 Machined in hard anodised alloy Knurled hand grip designed for safe control at high loads Lanyard attachment hole. Shackle pin key slot





Pro Sensor ELITE inflator



UML Mk5 Inflator



Halkey Roberts Inflator



Hammar MA1 Inflator

UML PRO SENSOR ELITE INFLATOR FOR DECKVEST 6D 170N / 275N, DURO+

The Pro Sensor Elite® Automatic Inflator replaced the Pro Sensor® Automatic Inflator late in 2018; 13mm shorter and 4 grams lighter than the original Pro Sensor® Automatic Inflator. ProSensor Elite units have a Green/Red indicator for the cylinder and auto cartridge

All UML systems use a compressed paper capsule that dissolves in water releasing a spring to puncture the gas cylinder.

UML Elite auto caps will not fit other uml units.

UML MK5 AUTOMATIC INFLATOR FOR DECKVEST LITE, LITE+, CENTO & DURO

The cap is designed so that only water flowing upwards through the unit will cause it to activate. Water, spray and rain running downwards will not cause activation

Benefits

- Very reliable
- Easy to check and re-arm
- 3 year replacement date printed on firing cap
- UML Rearming kits are inexpensive and stocked by most marine stores
- Easy to convert to 'manual firing' only

HALKEY ROBERTS PRO HYDRO INFLATOR (DECKVEST LITE USCG ONLY)

Benefits

- Very reliable
- Easy to check and re-arm
- Splash and humidity resistant
- Rearming kits are inexpensive and stocked by most marine stores

HAMMAR® INFLATOR HEAD FOR DECKVEST 6D & DECKVEST VITO

The Hammar system is activated by water pressure and will not inflate until the cap is approximately 10cm under water

Benefits

- Will not inflate accidently in very wet conditions
- Cylinder is glued to firing head so will not work loose
- Cylinder is contained inside the bladder so will not corrode
- Single indicator clearly shows if unit is armed
- 5 year expiry date printed on firing head

Considerations

- Must use a Spinlock rearming kit as the manual handle is sewn into the head
- More technical and more critical to rearm and repack
- Delayed inflation can be caused if full immersion of the firing head is delayed by buoyant foul weather gear

DECKVEST VITO
ONE SIZE
CHEST MEASUREMENT: 60-145cm (23.5-57 inches)
WEIGHT: OVER 50KG

DECKVEST 6D
ONE SIZE
CHEST MEASUREMENT: 60-150cm (23.5-59 inches)
WEIGHT: OVER 50KG

DECKVEST LITE & LITE+
ONE SIZE
CHEST MEASUREMENT: 60-145cm (23.5-57 inches)
WEIGHT: OVER 50KG

ALTO
ONE SIZE
WAIST MEASUREMENT: 70-145cm (27.5 - 57 inches)
WEIGHT: OVER 40KG

DECKVEST CENTO
ONE SIZE
CHEST MEASUREMENT: 60-90cm (23.5-35.5 inches)
WEIGHT: 20-50KG
For juniors aged approximately 8-15 years old

DURO
ONE SIZE
CHEST MEASUREMENT: 60-145cm (23.5-57 inches)
WEIGHT: OVER 50KG

DURO SOLAS
ONE SIZE
CHEST MEASUREMENT: 60-175cm (23.5-69 inches)
WEIGHT: OVER 50KG

DURO+
ONE SIZE
CHEST MEASUREMENT: 60-145cm (23.5-57 inches)
WEIGHT: OVER 50KG

WING & FOIL				
XS	S	M	L	XL
25-40kg 35N	40-60kg 40N	60-70kg 45N	70kg+ 50N	70kg+ 50N
76-85cm 30-32"	86-96cm 33-37"	97-106cm 38-41"	107-116cm 42-45"	117-132cm 46-52"
Chest Measurement				

AERO-PRO			
	S	M	L
CHEST	86-96cm 33.5-37.5"	97-106cm 38-41.5"	107-116cm 42.5-45.5"
WEIGHT	40-60kg	60-70kg	70+kg
BUOYANCY	40N	45N	50N

PAGE	PRODUCT	WEIGHT
58	Deckvest VITO 170N	1200g (2lb 6oz)
54	Deckvest VITO 275N	1460g (3lbs 2oz)
60	Deckvest 6D 170N	1300g (2lb 9oz)
63	Deckvest 6D 275N	1600g (3lb 5oz)
65	Deckvest LITE	860g (1lb 14.3oz)
66	Deckvest LITE+	860g (1lb 14.3oz)
	Deckvest LITE USCG	850g (1lb 8oz)
66	Deckvest CENTO	720g (1lb 9.4oz)
69	WING	470g (1lb 0.6oz)
69	FOIL	470g (1lb 0.6oz)
70	ALTO Belt Pack	376g (13.3oz)
72	Aero Pro	730g (1lb 9.7oz)
72	Back Protector	264g (9.3oz)
74	DURO SOLAS	2002g (4lb 6.6oz)
79	DURO+	950g (2lb 1.5oz)
81	DURO 170N	950g (2lb 1.5oz)
81	DURO 275N	1250g (2lb 12.1oz)
82	Lume-On™	14g (0.5oz)
82	Pylon™ Light	37g (1.3oz)
84	Safety Lines: DW-STR/03/C	565g (19.93oz)
84	Safety Lines: DW-STR/02E/C	367g (12.95oz)
84	Safety Lines: DW-STR/2LE/C	245g (8.64oz)
84	Safety Lines: DW-STR/3L/C	414g (14.60oz)
86	Chest Pack	83g (2.9oz)
86	Belt Pack	80g (2.8oz)
86	Side Pack (including bottle)	160g (5.6oz)
86	Tool Pack	440g (15.5oz)
89	Mast Pro	445g (15.6oz)
87	Deck Pro	581g (1lb 4.5oz)





**SENSE**  
ENHANCING PERFORMANCE





Simple, soft loop attachment offers fast connection to any application, for quick load measurement

Loads up to 20000kg (44092lbs)

FEATURES

- Actual loads often vary widely from design loads
- SENSE range offers teams the ability to quickly and easily confirm actual working loads, refine deck hardware, rope selection, sail choice and even sail trim
- Ultra compact and designed to be quickly attached between any two loaded points, be it a fibre rope or hardware
- Continuous real time ‘Actual’ and ‘Peak’ read out with trend graph
- Data displayed on either colour OLED Screen or via the latest wireless connection LE, to a mobile device such as a smart phone, tablet or PC
- Peak Load displayed both during and after the session - recorded in the new Load-Sense W mobile device app
- Overall accuracy 0.2% over full scale deflection
- Rated to IP67, protected against short term immersion in water
- Custom units rated up to 50 tonnes available
- Attachment loops available; ZS-LOOP/5 and ZS-LOOP/10
- Works with free Load-Sense W and Load-Sense D apps, (see page 102)
- To discuss your requirements please contact: [spt@spinlock.co.uk](mailto:spt@spinlock.co.uk)

Model	Description
LDS/5	Load-Sense D - Digital Sense with OLED display only, 5T maximum mobile load cell
LDS/10	Load-Sense D - Digital Sense with OLED display only, 10T maximum mobile load cell
LDS/20	Load-Sense D - Digital Sense with OLED display only, 20T maximum mobile load cell
LWS/5	Load-Sense W - Wireless Sense with wireless read out connection only, 5T maximum mobile load cell (No Display)
LWS/10	Load-Sense W - Wireless Sense with wireless read out connection only, 10T maximum mobile load cell (No Display)
ZS-LOOP/5	5 Tonne Loop
ZS-LOOP/10	10 Tonne Loop



LWS works with Load-Sense W

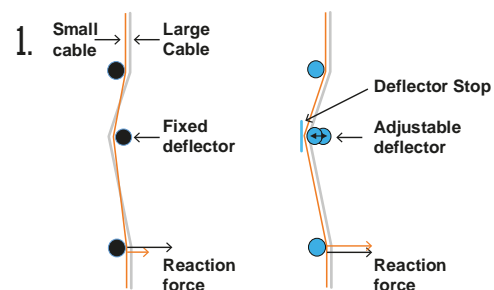
Load-Sense D

Load-Sense W

5 Tonne Loop ZS-LOOP/5







LOOS GAUGE RIG-SENSE

Rig-Sense by Spinlock is a rig tension device for measuring the loads in wire and rope standing rigging used on boats. Cable tension gauges generally operate using the same principle; bend the cable between three points and measure the reactive force on one of those points:

- Mechanically with a spring
- Electronically with strain

Rig-Sense uses a mechanical principle similar to other rig gauges, but with four distinct improvements to achieve the key features

### 1. ADJUSTABLE CABLE DEFLECTOR

Rig-Sense uses an adjustable central deflector, same deflection for all cable sizes. So output does not vary with cable size

The other rig tension gauges have a fixed central deflector which means larger diameter cable will have larger deflection than smaller cable diameter, so output varies with cable size

### 2. MEASUREMENT IN KG

With the Rig-Sense scale, we've kept the scale true, so there is no need for conversion

All cable sizes use the whole scale and work with both imperial and metric cable, fibre and even rope

### 3. PROFILED STAINLESS STEEL DEFLECTORS

Rig-Sense uses large radius stainless steel deflectors which follow the natural bend in cable. This cancels out differences in cable bending stiffness. Tension will measure the same for different sizes and materials

Hard material supports cable over larger area – with no indentation and consistent, repeatable output

### 4. COMPOSITE LEAF SPRING

Rig-Sense uses a composite leaf spring. The advantages are:

- High precision control of spring rate
- Compact shape allows slender design less likely to be damaged
- Cannot over-stretch
- Allows for calibration during assembly
- No corrosion

### FEATURES

Rig Tension gauge for repeatable rig settings - aids race set up and preparation

Measure and set loads on both wire and fibres

Diameter range 2-5mm and 5-8mm

Direct linear scale with tension output

Composite calibrated leaf spring

Stainless steel contact points

Ergonomic robust body

Compact size, durable and light

Easy one-handed operation

Storage bag included

Free App (iOS and Android) see page 102

Model	Description
RGS/0205	Rig Sense 2-5mm Wire/Fibre
RGS/0508	Rig Sense 5-8mm Wire/Fibre







	DEVICE ACTIVATED	PERFORMANCE SUBSCRIPTION ACTIVATED ONLINE	
		DATA MODE	RACE MODE
SAIL NAME	✓	✓	✓
DATE OF MANUFACTURE	✓	✓	✓
SAIL MATERIAL	✓	✓	✓
SAIL LOCATION	✓	✓	✓
HOURS OF USE	✓	✓	✓
UV EXPOSURE	✗	✓	✓
TIME ABOVE 85°	✗	✓	✓
FLOG SUMMARY	✗	✓	✓
TACK SUMMARY	✗	✓	✓
LIVE STREAM	✗	✗	✓
	From device activation	Additional subscription features. 5 year battery life	Activation of race mode to provide constant data rate
Per Annum (inc VAT)		Product Lifetime (inc VAT)	
£25		£100	
€30		€120	
\$30		\$120	

Sail-Sense is a revolutionary new sensor which helps you to be smarter about your sail management. Small and lightweight, Sail-Sense attaches permanently to the sail, measuring key performance data such as UV, hours of use, G-Force and Flogging (movement). Creating a unique ‘passport’ for your sails, identifying make, model, construction date, dimensions and materials. Sail-Sense also allows a sail to be tracked, traced and located and a full history viewed in real time. Sail-Sense links using the latest wireless connection with an App installed on a mobile, tablet, or PC to deliver powerful analytical and performance data

### FEATURES

- Negligible size and weight
- Tamper Proof record of a sail’s lifetime history
- Monitor the ‘health score’ of every sail used
- See how, when and where a sail has been used
- Real time asset management - Live Mode: Full time visibility of product usage and wear
- Measures hours in use, UV exposure, G-Force and Flogging
- App (iOS and Android) available, Sail-Sense users will be able to log, record and review and export all of the data recorded

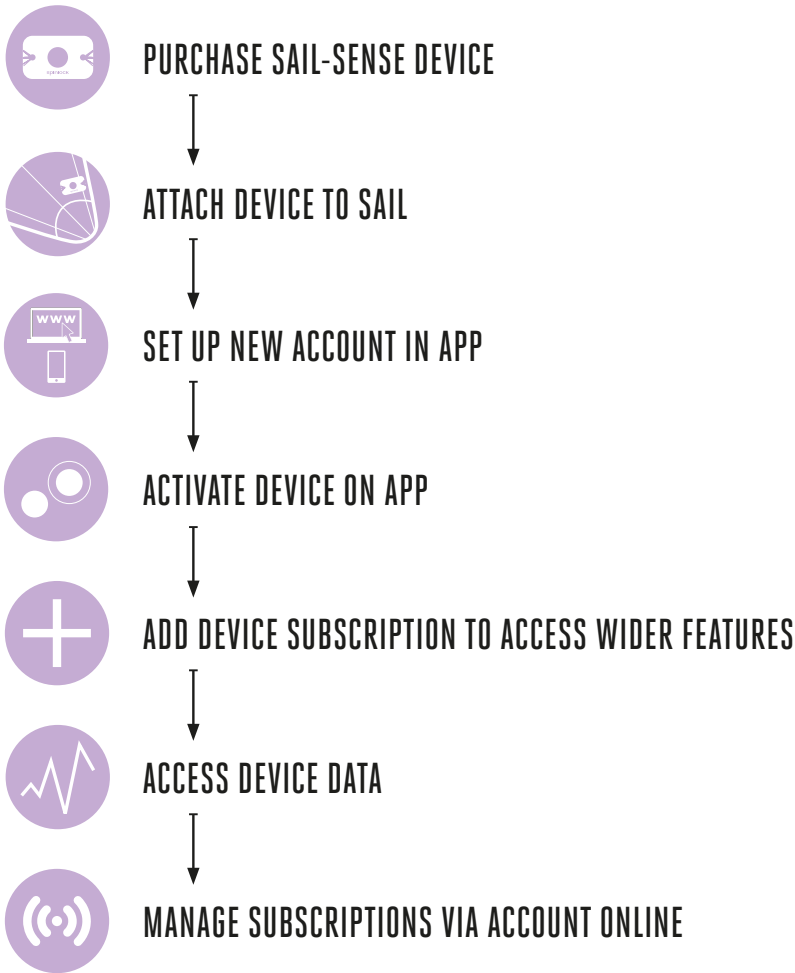
### TECHNICAL DETAILS

- Sewn attachment to the sail
- Fitted during sail manufacture or added as an aftermarket accessory
- 7.5 years battery hours depending on use
- Fibre analysis of UV and motion undertaken by Southampton University

### BENEFITS

- Deliver usage-based warranty and service agreements
- Accurately record sail condition and monitor degradation
- Optimise and streamline inventory management
- Valuable training aid for crews and yacht operators
- Free App (iOS and Android) see page 102-103

Model	Description
SSD/A	Sail-Sense Device






# SPINLOCK SENSE APPS

Sense Apps allow users to measure, record and manage data on their Spinlock devices; Rig-Sense, Load-Sense W & Load-Sense D and new Sail-Sense, allowing users to work efficiently with their devices and store and manage data in a single place

Download the 4 Spinlock Apps from the Apple App Store or Google Play. You can also find a link on the Spinlock website



## RIG-SENSE APP

Using the Spinlock Rig-Sense tension gauge, you can record data of critical settings to ensure repeatable race settings over differing conditions. Pre-loaded with over 50 tuning guides, users can easily edit the existing class setting or create templates to build new settings. Users can also add images, share and export data for later analysis



## LOAD-SENSE W APP

Controls the Wireless Sense unit using the latest wireless connection and displays and records data. Allows tagging of the application detail, Geo- location, test conditions, add images and share and export data for later analysis



## LOAD-SENSE D APP

Using LD-Sense OLED unit, record data from the logging session, such as the application detail, test conditions, add images and share and export data for later analysis



# SAIL-SENSE APP

Small and lightweight, Sail-Sense attaches permanently to the sail, measuring key performance data such as UV, hours of use, G-Force and Flogging (movement)

Creating a unique 'passport' for your sails, identifying make, model, construction date, dimensions and materials, Sail-Sense also allows a sail to be tracked, traced and located and a full history viewed in real time


Sail-Sense links via the latest wireless connection with an App installed on a mobile, tablet, or PC to deliver powerful analytical and performance data. Each Sail-Sense identification code allows multiple sails to be managed through a single device and multiple users, to manage a sail's lifetime history

Sewn to the sail either on construction or as an aftermarket purchase, Sail-Sense will wake up on movement, immediately logging UV Exposure, G-Force and Flogging

Fibre analysis undertaken by Southampton University of sail materials, fibres and construction and the effects of UV and motion then allows the App to create a 'health score' for your sail

Sail-Sense users will be able to log, record and review and export all of the data recorded by Sail-Sense sensor attached to a sail. The Sail-Sense App will provide the interface between Sensor and Users, displaying in a simple clear format. Users will also be able to manage their subscription and static data through the app

- The Sail-Sense App measures and displays a sail's location, flogging, hours of use and UV exposure
- Create a unique passport for your sails identifying: make, model, type, dimensions and materials
- Allows a sail to be: tracked, traced and located
- Accurately record sail condition, monitor degradation and monitor the 'health score' of every sail used





**Spinn**  
BE ADVENTURE-PROOF

**spinlock**  
OFFICIAL SUPPLIER

XAS POWERCLUTCH

INCHES  
HOLDING  
EAT

**XTS POWERPOUCH**

DATA CAPTURE & MANAGEMENT

Book

**PXR CAM CLEAT**  
AVAILABLE IN 2000  
MULTIPLE HOLES  
BOAT  
LIFE

# MARKETING MATERIALS

**spinlock**

task





# A GUIDE TO SPINLOCK RESOURCES AVAILABLE TO YOU


Our growing range requires many display options for store and exhibition. For 2021 we have a new set of displays for the Protect range which offers a complete flexible system of assembly to suit the space and stock being displayed

Displays are also coupled with a wide range of posters, standup graphics and headers, and we are always happy to discuss custom options to suit your display and merchandising needs




### MEDIA PORTAL

Online portal for all resources and technical support from the Spinlock team, including; images, video, social media content, point of sale, brochures, logos, training, weights and press releases - [spinlock.co.uk/portal](https://spinlock.co.uk/portal)



### PRO SUPPORT

Online technical support from the Spinlock team - [prosupport@spinlock.co.uk](mailto:prosupport@spinlock.co.uk)



### CAD LIBRARY

Technical files including drill guides and cad files are available to download from the Cad Library - [spinlock.co.uk/cadlibrary](https://spinlock.co.uk/cadlibrary)

## PROTECT RETAIL GRAPHICS & POSTERS



RET-DVR/GRAPHIC  
Deckvest 6D & LITE  
Retail Graphic



RET-PFDW/GRAPHIC  
WING  
Retail Graphic



RET-DV/GRAPHIC  
Deckvest 6D  
Retail Graphic



RET-PFDF/GRAPHIC  
FOIL  
Retail Graphic



RET-DVL/GRAPHIC  
Deckvest LITE  
Retail Graphic



RET-DVC/GRAPHIC  
Deckvest CENTO  
Retail Graphic



See examples of custom headerboards, poster boards and window vinyls, as well as animated GIF, online graphics and artwork for newsletters. Many artwork files are on the Spinlock Portal

Contact Spinlock for custom sizes and artwork

# PRODUCT RETAIL DISPLAYS 2021

Add additional arms to extend capacity and hang extra products



Add product wire frames



Arms extend capacity and hang extra products depending on space




PROTECT  
Retail Display  
RET-DW15  
  
W - 50cm  
D - 40cm  
H - 180cm

PROTECT  
Retail Display Large  
RET-DWL15  
  
W - 125cm  
D - 40cm  
H - 180cm


PROTECT  
Retail Display Xtra Large  
RET-DWXL15  
  
W - 158cm  
D - 40cm  
H - 180cm

Wire frames, side arms, hangers and extra graphics holders not included; see below.


## ACCESSORIES




1 x Graphics Holder Pole




Side Arm 3M015TW




Side Arm & Short Hanger 3M010TW



Side Arm & Short Hanger Double 3M0117W



Side Arm & Long Hanger 3M012TW



Side Arm & Long Hanger Double 3M013TW

Model	Description
RET-DW15	PROTECT Retail Display
RET-DWL15	PROTECT Retail Display Large
RET-DWXL15	PROTECT Retail Display Xtra Large
PTO148	Headercard
3M015TW	Side Arm
3M010TW	Side Arm & Short Hanger
3M0117W	Side Arm & Short Hanger Double
3M012TW	Side Arm & Long Hanger
3M013TW	Side Arm & Long Hanger Double
Additionally, with these units, customers might order product wire frames of choice:	
3M014TW	Wire Frame Hanger
RET-DW/FRAMEDV	Deckvest 5D frame
RET-DW/FRAMEVLT	Deckvest LITE frame
RET-DW/FRAMEFOIL	FOIL frame
RET-DW/FRAMEWING	WING frame
RET-DW/FRAMECENTO	Deckvest CENTO frame
RET-DW/FRAMEMPH	Wire Frame Display Mast Pro Harness
RET-DW/FRAMEFSL	Wire Frame Display Safety Lines
RET-DW/FRAMEKNEE	





PRODUCT WIRE FRAME  
DISPLAYS FOR SHOP WALLS

(Mounts to slat or peg wall)

RET-DW/FRAMEDV    £50  
RET-DW/FRAME/DVL   £50  
RET-DW/FRAMEFOIL   £50  
RET-DW/FRAMEWING   £50



HIGH LOAD SHELF  
EXTENSION

RET-SHELFHL08    £60.00



RETAIL ACTIVE SHELF  
DISPLAY

(Includes PXR, XAS & XTS)

RET-SHELF14    £40.00



RETAIL ACTIVE PXR SHELF  
DISPLAY

RET-SHEFPXR06    £20.00

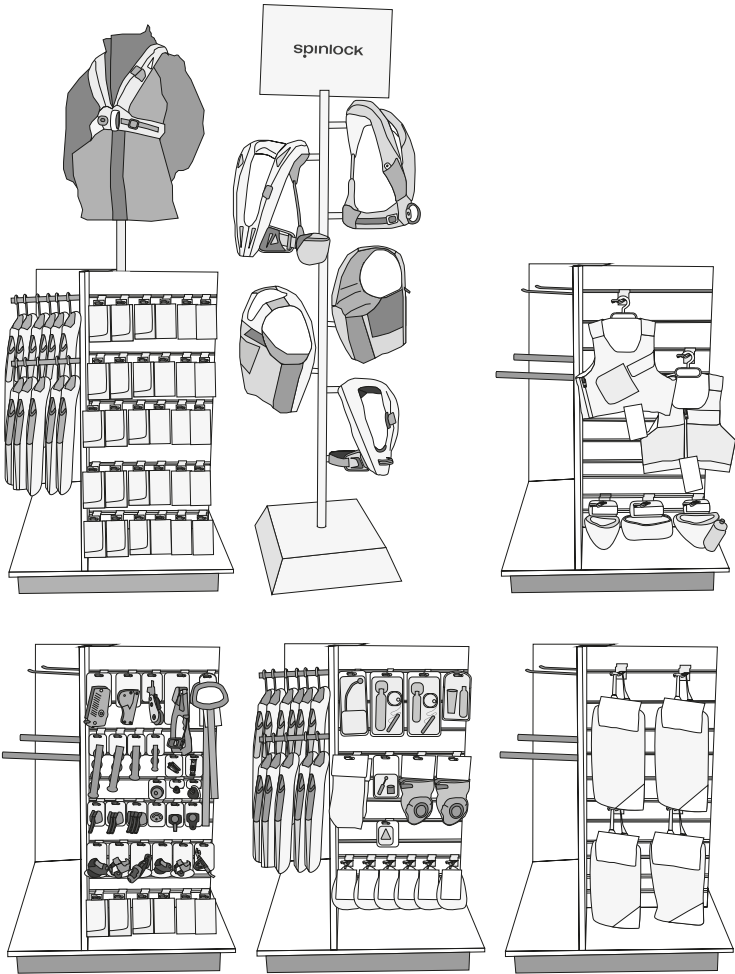
RETAIL IDEAS

Retail Gondola Display

The 4 side retail gondola display unit is now available. This display enables the clear and simple display of Spinlock products from both the CONTROL and PROTECT ranges together if necessary, maximising space

The unit has a small footprint measuring 1200mm<sup>2</sup>. The height of the unit measures 1300mm with the option for a removable mannequin or wire frame system to be on top creating more interest and using all available space. It works well in conjunction with the new PROTECT retail displays (see page 107)

Contact Spinlock to discuss requirements



RETAIL SLAT WALL DISPLAY

RET-W ALLO 4    £40.00



RETAIL SLAT WALL WITH  
SHELF DISPLAY

RET-COMB04    £80.00

RETAIL WALL HEADER STICKER

RET-WALL STKR

Retail wall replacement logo sticker. Update and refresh older displays with the new black Spinlock Be Adventure-Proof version. This will instantly freshen up the displays in store, bringing it up to date



ALTO RETAIL DISPLAY

RET-ALTO

Freestanding or wall mountable ALTO display with top graphic. Holds 8 packaged ALTO products on standard retail pegs. Comes with pegs. Order ALTO product separately



RETAIL WALL VERTICAL LOGOS

RET-VLOGO

A logo graphic that hangs vertically to mark the edges of Spinlock products on retail walls or other displays



TILLER EXTENSION SAMPLE CARD

RET-TILLER

Hanging card graphic with sample tiller tubes attached demonstrating the colour and finish of the range



CATEGORY HEADINGS

RET-WALLHEADER/CONROL  
RET-WALLHEADERPROTECT  
RET-WALLHEADERSENSE





## RETAIL DISPLAY STRIP GRAPHICS

### RET-STRIP

### CONTROL PROTECT OR SENSE

A range of strip graphics that sit between standard slat wall channels, these assorted graphics lift and freshen a display. A mix of images for Control, Protect and Sense, the graphics position the Spinlock brand at retail



## RETAIL HANGER WITH GRAPHICS

### RET-HANGER GRAPHIC

### CONTROL PROTECT OR SENSE

Available in packs of 6, these retail hooks also have a graphic card with product information and support 6 retail hangers with 6 graphics in the product range of CONTROL and PROTECT



## spinlock

### PORTAL

- IMAGES
- VIDEOS
- SOCIAL MEDIA CONTENT
- DOCUMENTS
- LOGOS
- TRAINING
- PRODUCT WEIGHTS
- POINT OF SALE

## SOCIAL MEDIA


Category: **All**

All  
Control  
Protect  
Sense

Select all Download Selected

hello@retailplus.co.uk  
Log Out

### RECENT UPLOADS



The Spinlock Portal is for the use of the marine trade for information not available on our main website

CONTROL, PROTECT and SENSE categories re-ordered and updated

ALTO Orange and Atoll Blue images on Portal with a rear shot of the usage print and 'pull to inflate' print

Deckvest 6D images in Black/Grey are on the Portal

## spinlock

### PORTAL

- IMAGES
- VIDEOS
- SOCIAL MEDIA CONTENT
- DOCUMENTS
- LOGOS
- TRAINING
- PRODUCT WEIGHTS
- POINT OF SALE

## IMAGES


Category: **All**

All  
Control  
Protect  
Sense

Select all Download Selected

hello@retailplus.co.uk  
Log Out

### RECENT UPLOADS



The Spinlock Portal is for the use of the marine trade for information not available on our main website

CONTROL, PROTECT and SENSE categories re-ordered and updated

ALTO Orange and Atoll Blue images on Portal with a rear shot of the usage print and 'pull to inflate' print

Deckvest 6D images in Black/Grey are on the Portal



spinlock

PORTAL

- IMAGES
- VIDEOS
- SOCIAL MEDIA CONTENT
- DOCUMENTS
- LOGOS
- TRAINING
- PRODUCT WEIGHTS
- POINT OF SALE

ACCESS EVERYTHING YOU NEED FROM SPINLOCK


POINT OF SALE	
BROCHURES	
LOGOS	
TRAINING	
WEIGHTS	
PRESS RELEASES	

Select all Download Selected

hello@retailplus.co.uk

Log Out

RECENT UPLOADS



The Spinlock Portal is for the use of the marine trade for information not available on our main website

CONTROL, PROTECT and SENSE categories re-ordered and updated

ALTO Orange and Atoll Blue images on Portal with a rear shot of the usage print and 'pull to inflate' print

Deckvest 6D images in Black/Grey are on the Portal

spinlock

PORTAL

- IMAGES
- VIDEOS
- SOCIAL MEDIA CONTENT
- DOCUMENTS
- LOGOS
- TRAINING
- PRODUCT WEIGHTS
- POINT OF SALE

VIDEOS


Category: All		
Deckvest VITO: Adjusting size	Rearming repacking	EAC Carbon explained
Ceramic parts explained	Servicing XCS Clutch	DURO+ features & fit
MOB1 features & fitting	Deckvest VITO features & fit	DURO SOLAS features & fit
Rig-Sense	Deckvest 6D features & fit	DURO features & fit

Select all Download Selected

hello@retailplus.co.uk

Log Out

RECENT UPLOADS



The Spinlock Portal is for the use of the marine trade for information not available on our main website

CONTROL, PROTECT and SENSE categories re-ordered and updated

ALTO Orange and Atoll Blue images on Portal with a rear shot of the usage print and 'pull to inflate' print

Deckvest 6D images in Black/Grey are on the Portal







ENG